



Council of Mayors Executive Committee August 18, 2020

Welcome!

- ✓ **Meeting will start at 9:30am**
- ✓ **To mute/unmute your phone use *6**
- ✓ **Use the Chat Box for questions (staff are monitoring)**
- ✓ **Use your full name for the login**
- ✓ **Only Committee members participate in the conversation- except during the public comment agenda item**

1.0 Call to Order/Introductions

Chairman Schielke

Staff will read the names of committee members that are logged-in and will then ask committee members that were missed or on the phone to introduce themselves

*To mute/unmute your phone use *6*

2.0 Agenda Changes and Announcements

Chairman Schielke

Please mute your conference line or phone line (*6 for phone connections) when not speaking

To ask a question, please use the chat box

When making a motion, please state your name

3.0 Approval of Minutes

Chairman Schielke

Draft Minutes from April 14, 2020

ACTION REQUESTED: Approval

Committee Members: Remember to unmute (*6) your line and state your name when making a motion

4.0 STP-L Update

Kama Dobbs


Staff will provide the committee with a summary of the proposed updates and changes to the evaluation process for the next call for projects

Committee Members: Remember to unmute (*6) your line and state your name when making a motion



STP Project Selection Committee Update

August 18, 2020



Meeting highlights

- June 25 Inclusion in Plans, Project Categories, Project Readiness
- July 16 Transit projects, Bike/Ped projects, Complete Streets
- Aug 6 Bridge projects, Truck Route projects, Freight, Planning Factor weighting

Inclusion in plans

Shift to an eligibility criterion instead of a scoring criterion

Project categories

Guidance for applicants to select the project type(s) their project should be evaluated as

- Discusses needs to be addressed
- Provides examples of project scope

Project readiness

Clarifying language for application booklet

- Land acquisition points
- Phase 2 engineering for transit projects
- Samples of financial commitment scoring

Transit station project scoring

- Remove passenger capacity from the scoring
- Add bicycle/pedestrian access to stations as a component of the scoring
- Include bus terminal/transfer points and certain park-n-ride lots served by express buses as “stations”

Bike/Ped Barrier Elimination projects

Projects that remove or reduce a significant physical barrier to bicycle/pedestrian movement

Barriers may be:

- Water features

- Railroads

- Roads (physically divided and/or unsafe to cross)

Bike/Ped Barrier Elimination scoring

Route characteristics

- Roads: level of traffic stress
- Railroads: # of daily trains and proximity to rail operations bottlenecks
- Water: distance to nearest alternate crossing

Market for facility (pop/employ density, transit availability)

Connectivity (completion of regional greenways & trails)

Bridge project scoring

Existing Condition: No change

Improvement:

The potential impact of the project scope on:

- Deck Condition Rating
- Superstructure Condition Rating
- Substructure Condition Rating
- Bridge Posting Code

Additional points if the project corrects (or a design exception is issued for):

- Insufficient lane width
- Traffic safety features that do not meet currently acceptable standards

Truck route improvement projects

Existing Condition

- Retain condition, safety, reliability, mobility, and truck volume
- Add geometric deficiencies
- Adjust relative weighting

Improvement

- Retain mobility and systematic improvements
- Add geometric improvements
- Add mitigation of negative impacts
- Adjust relative weighting

Other project types

No changes proposed for roadway reconstruction or roadway expansion projects

Safety projects to be discussed at the next PSC meeting

Complete Streets planning factor

Change from equal weight for policy and elements to 40% of points for policy and 60% of points for elements

Elements points are the sum of points for individual elements (sidewalks, on-street bike, multi-use path/trail)

Freight planning factor

Change from % trucks to:

Project located on the National Highway Freight Network, a designated Class I or Class II truck route, or a National Highway System Intermodal Freight Connector 3 points

Project sponsor has adopted policies or procedures to improve truck routing and permitting and/or delivery management strategies to reduce negative impacts of freight 2 points

All planning factors

Increase the total weight of planning factors from 25% to 30% and add those points to Inclusive Growth (from 10 pts max to 15 pts max)

Remove Complete Streets from transit station projects; replace with Green Infrastructure

Project Type	Inclusive Growth	Complete Streets		Green Infrastructure		Freight		Transit supportive density		Total
		Policies	Elements	Policies	Elements	Policies	Network	Density/Parking	Mixed Use	
Bicycle/Pedestrian Barrier Elimination	15	10	*	2.5	2.5			*	*	30
Bridge Rehab/Reconstruction	15	4	6			2	3			30
Bus Speed Improvements	15	2	3					7	3	30
Corridor/Small Area Safety Improvements	15	4	6			2	3			30
Highway-Rail Grade Crossing Improvements	15	4	6	2.5	2.5	*	*			30
Road Expansion	15	2	3	2.5	2.5	2	3			30
Road Reconstruction	15	2	3	2.5	2.5	2	3			30
Transit Station Improvements	15		*	2.5	2.5			7	3	30
Truck Route Improvements	15	4	6	2.5	2.5	*	*			30

* This factor is included in the transportation impact evaluation for this project type

Next steps

- Sept 3 Safety projects, partial funding, council bonus points
- Sept 24 Final discussions, draft application booklet
- Oct 29 Final application materials for FFY 2022-26 call for projects

Questions?





www.cmap.illinois.gov

Kama Dobbs

kdobbs@cmap.illinois.gov

5.0 IDOT Update

Chad Riddle

IDOT Bureau of Local Roads Staff will provide an update

6.0 FY 2021-2025 STP-L


Planning Liaisons

Each council and the City of Chicago will provide a brief summary of their FFY21 STP Local Programs



FFY 2021 – 2025 Local Program Development

August 18, 2020



Overview

The councils and CDOT held calls for projects from January – March 2020

Public comment periods from late May – early August

Individual highlights, regional totals, and next steps

Individual Council Summaries



CDOT

51 applications totaling \$582M in requested STP-L funds

18 recommended for funding (\$275M), including 2 grandfathered projects (\$103M)

- Bridges: inspections, painting, major rehabs
- Complete streets: safety, streetscape, bike/ped
- Arterial resurfacing
- Signal modernization

Scheduled approval: September

North Shore Council

16 applications from 8 unique sponsors, totaling over \$28.4M in requested STP-L funds

8 recommended for funding (>\$21.1M)

- Significant corridor improvements in Evanston and Northfield
- Construction for a multi-use path increasing multimodal access in Glenview
- MPC feedback focused on project selection process

Scheduled approval: September 9, 2020

Northwest Council

32 applications from 12 unique sponsors, totaling over \$58.5M in requested STP-L funds

29 recommended for funding (>\$42.6M)

- Reconstruction, resurfacing, intersection improvements with bike-ped, ADA, stormwater improvements
- 94% of funding to go towards CON, 6 projects with ENG II and ROW funding
- Public comments suggested greater transparency and support for bike-ped improvements

Scheduled approval: September 9, 2020



North Central Council

26 applications from 8 unique sponsors, totaling \$34.3M in requested STP-L funds

13 recommended for funding (16.3M)

- Reconstruction, Resurfacing, Traffic Signal and Flow Improvements
- ENG II, CON, CE funded
- 1 Public comment received from MPC

Program approved on July 22, 2020


Central Council

17 applications from 7 unique sponsors, totaling \$28M in requested STP-L funds

13 recommended for funding (\$15M)

- Reconstruction, Resurfacing, Bicycle and Pedestrian, Access to Transit
- ENG I, ENG II, CON, CE, funded
- 1 Public Comment received from MPC

Program approved on July 22, 2020



Southwest Council

19 applications from 9 unique sponsors, totaling \$39.4M in requested STP-L funds

9 recommended for funding (\$6.7M)

- Pavement Rehabilitation, Resurfacing, Widening, Sidewalk Improvements
- Majority CON/CE phases funded
- No high need
- Comment: Will municipalities have the local match available given the lack of revenue over the last few months?

Scheduled approval: September 30, 2020

South Council

64 applications from 28 unique sponsors, totaling over \$152.7M in requested STP-L funds and \$11.2M in TDCHs

19 recommended for funding (\$34.2M)

- Road reconstructions, resurfacing, two-way conversions
- ENG I, ENG II, CON, CE
- 15 projects requested TDCHs

Scheduled approval: September 1, 2020

DuPage Council

44 applications from 22 sponsors, totaling \$46.9M and
26 grandfathered projects totaling \$29.3M

48 projects recommended (\$61.6M); 22 new projects

- 8 resurfacings, 4 rehabilitations, 2 reconstructions
- 2 intersection improvements
- 6 trails or bike/ped projects
- CON/CE only
- No public comments received

Approved on August 6, 2020



Kane Kendall Council

50 applications from 18 unique sponsors, totaling \$74M in requested STP-L funds

31 recommended for funding (\$42.6M)

- 2 road expansions, 1 road widening, 2 roundabouts, 8 reconstructions, 18 resurfacings (3 w/ signal scope)
- \$0.2M in ENG II funded, remainder to CON/CE
- 75% of non-resurfacing projects include bicycle facility
- 3 public comments

Scheduled approval: August 25, 2020

Lake Council

39 applications from 22 sponsors, totaling \$71.4M and 14 grandfathered projects from 8 project sponsors, totaling \$36.9 in STP-L funds

17 projects recommended for funding (\$39.7M)

- Top 3 scoring applications recommended for funding (\$2.7M)
- Project Types: Reconstruction (11), Resurfacing (7), Intersection Improvements (2), Bridge Replacement (2), Roadway Extension (1)
- Project Phases: ENG II (1), CON (16)
- No public comment received (July 1- August 1)

Scheduled approval: August 27, 2020

McHenry Council

26 applications from 17 unique sponsors, totaling \$24M in requested STP-L funds

21 recommended for full or partial funding (\$17.8M)

- Resurfacing, reconstruction, roundabout, traffic signal
- ENG I, ENG II, and CON/CE all eligible
- Three communities are high-need/using TDCHs
- Over 60 public comments received, ~95% for one project

Approved July 23, 2020

Will Council

29 applications from 19 unique sponsors, totaling \$62.2 M in requested STP-L funds

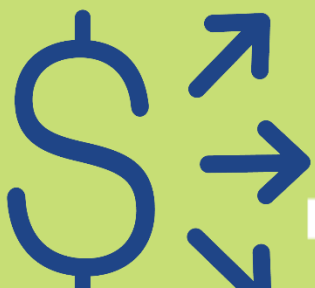
21 recommended for funding (\$36.1M), including 8 grandfathered projects

- Widening, resurfacing, reconstruction, addition of multi-use paths
- Complete street project in Romeoville, reduces lanes, adds bike/ped facilities, median landscaping, permeable pavers
- 19.5% of funds to Cohort 3 and 4 communities

Scheduled approval: September



Regional Summary



Regionwide

171 different sponsors requested over \$1.3B for over 400 projects

\$686M was requested for 362 suburban projects

\$609M is recommended for programming over the next 5 years, including \$334M in the suburbs

Next Steps



Next steps

Implementation and Active Program Management begins

- Quarterly status updates
- Obligation deadlines
- Active reprogramming

Councils begin lessons learned discussions

- Scoring methods and comments received
- Individually *and* across the region

Next call for local projects: January 2022

Final approval process

Councils and CDOT will complete TIP changes in early October

MPO Policy Committee and CMAP Board will take action on the TIP changes on October 14

7.0 Local Government Network

Patrick Day

Staff will provide an overview of CMAP's new Local Government Network initiative, as well as a summary of the results from the agency's COVID-19 Regional Recovery Survey



Local Government Network & COVID19 Regional Survey



Ongoing benefits.



Immediate need.

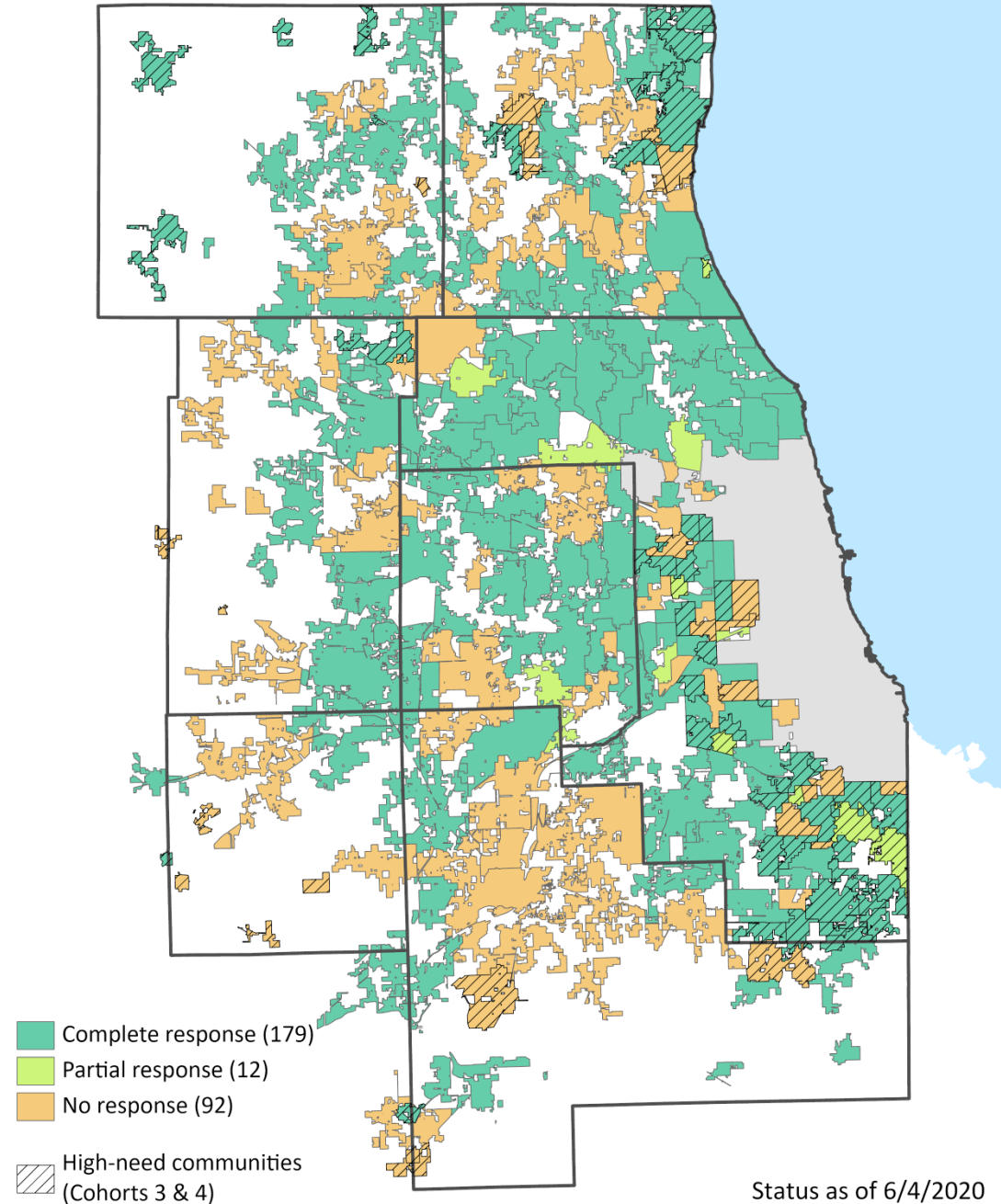


COVID-19 Regional Recovery Survey Results

Responses from across the region

Data supports the City of Chicago's COVID-19 Recovery Task Force

Helps establish ongoing relationships



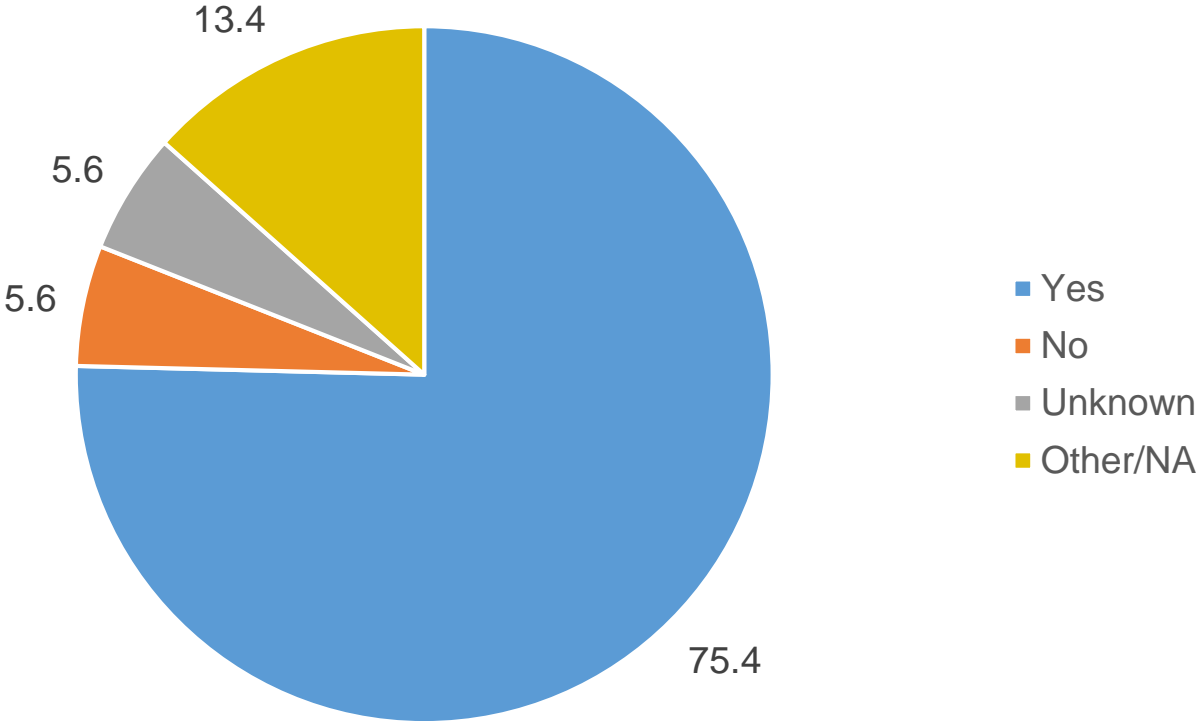
Response rates by County

County	County response rate	Response (fully or partially complete)	Municipalities in County
Cook	82%	98	120
DuPage	70%	21	30
Kane	46%	11	24
Kendall	33%	3	9
Lake	53%	25	47
McHenry	73%	19	26
Will	50%	14	28
Total	67%	191	284

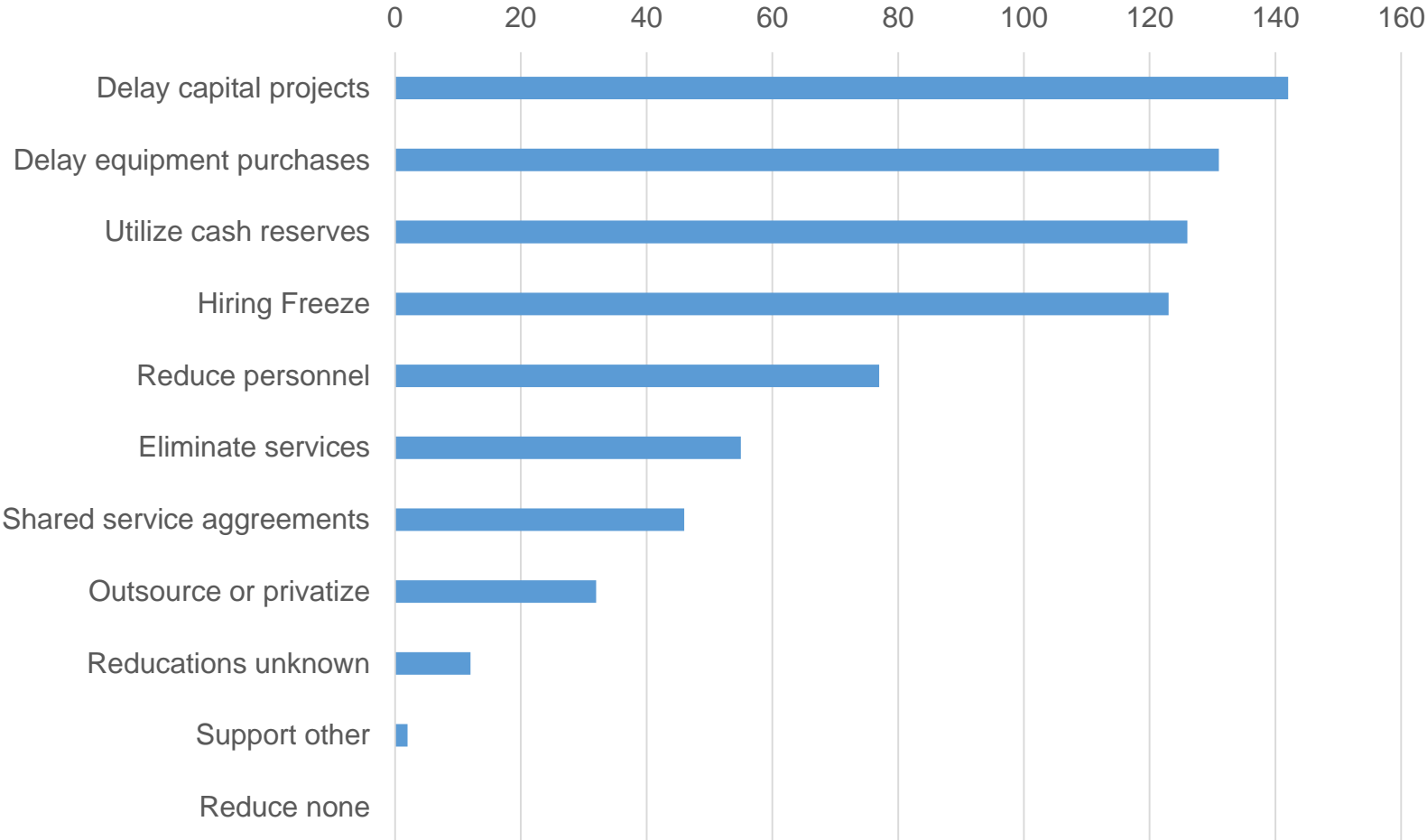
Budgetary Impacts



Is the COVID-19 pandemic currently straining your government's budget?



During the Phase 4 “revitalization period” what is your organization considering to help address revenue loss, while still serving the needs of your community?



Most common response being considered is delaying capital projects

	Delay capital projects	Delay equipment purchases	Utilize cash reserves	Hiring freezes	Reduce personnel	Eliminate services	Shared services	Outsource or privatize services
Cook	71	65	55	61	40	27	20	14
DuPage	18	17	17	17	9	8	5	6
Kane	8	7	9	7	1	1	1	0
Kendall	2	2	2	2	1	1	1	1
Lake	20	14	20	15	12	10	9	5
McHenry	12	13	11	11	7	5	7	3
Will	11	13	12	10	7	3	3	3
Grand Total	142	131	126	123	77	55	46	32

Most common response being considered is delaying capital projects

	Delay capital projects	Delay equipment purchases	Utilize cash reserves	Hiring freezes	Reduce personnel	Eliminate services	Shared services	Outsource or privatize services
Cook	71	65	55	61	40	27	20	14
DuPage	18	17	17	17	9	8	5	6
Kane	8	7	9	7	1	1	1	0
Kendall	2	2	2	2	1	1	1	1
Lake	20	14	20	15	12	10	9	5
McHenry	12	13	11	11	7	5	7	3
Will	11	13	12	10	7	3	3	3
Grand Total	142	131	126	123	77	55	46	32

Many municipalities considering hiring freezes / reduction of personnel

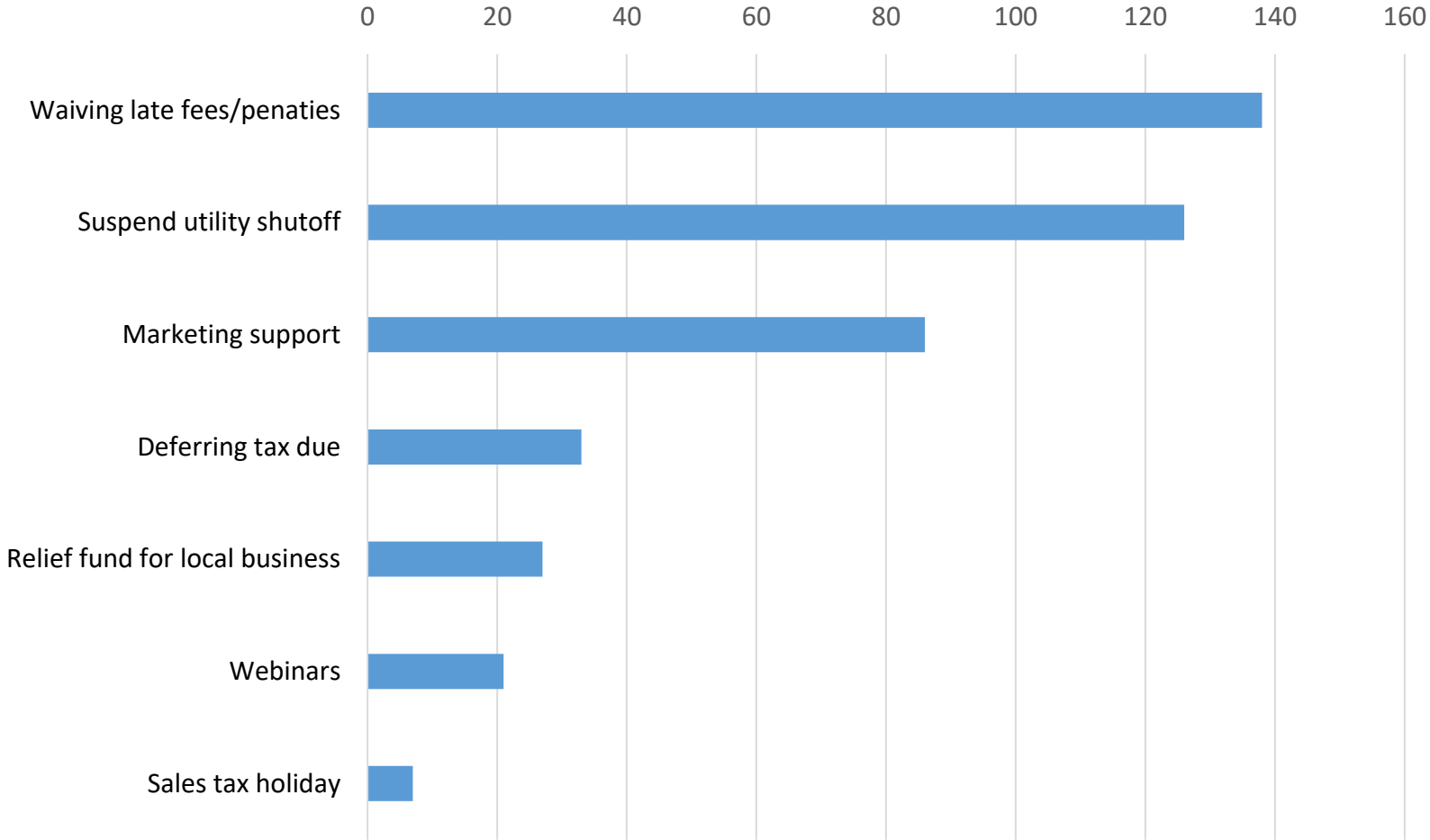
	Delay capital projects	Delay equipment purchases	Utilize cash reserves	Hiring freezes	Reduce personnel	Eliminate services	Shared services	Outsource or privatize services
Cook	71	65	55	61	40	27	20	14
DuPage	18	17	17	17	9	8	5	6
Kane	8	7	9	7	1	1	1	0
Kendall	2	2	2	2	1	1	1	1
Lake	20	14	20	15	12	10	9	5
McHenry	12	13	11	11	7	5	7	3
Will	11	13	12	10	7	3	3	3
Grand Total	142	131	126	123	77	55	46	32

Relatively few municipalities considering shared services agreements

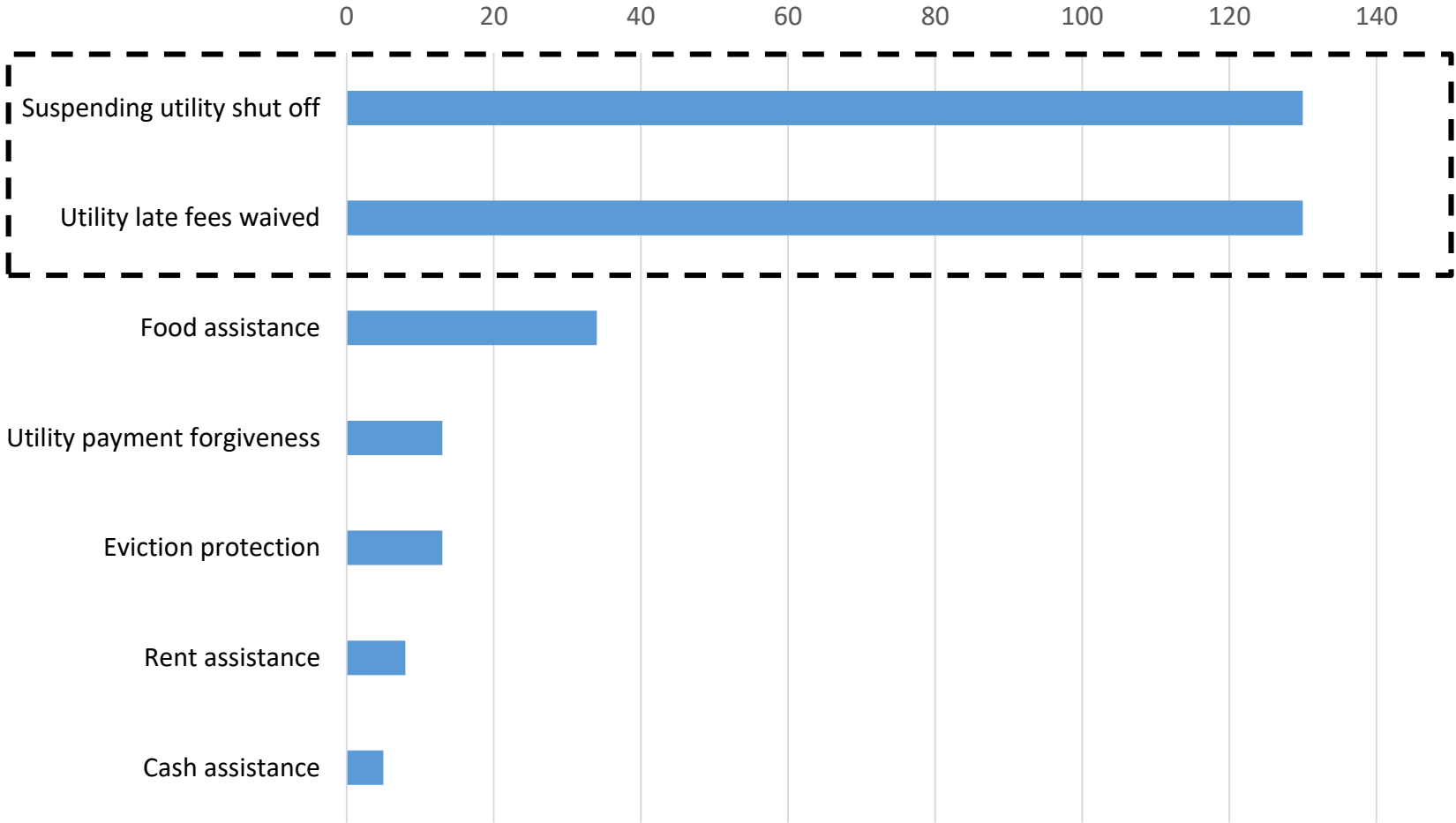
	Delay capital projects	Delay equipment purchases	Utilize cash reserves	Hiring freezes	Reduce personnel	Eliminate services	Shared services	Outsource or privatize services
Cook	71	65	55	61	40	27	20	14
DuPage	18	17	17	17	9	8	5	6
Kane	8	7	9	7	1	1	1	0
Kendall	2	2	2	2	1	1	1	1
Lake	20	14	20	15	12	10	9	5
McHenry	12	13	11	11	7	5	7	3
Will	11	13	12	10	7	3	3	3
Grand Total	142	131	126	123	77	55	46	32

Recovery and Revitalization

What methods is your organization considering to support local businesses?



What methods is your organization considering to support residents who are suddenly out of work?



Thank you.

Patrick Day, AICP
pday@cmap.illinois.gov

8.0 Legislative Update

Gordon Smith

Staff will provide an update on relevant legislative activities

9.0 Other Business

Chairman Schielke

Committee members joining the meeting late should verbally make themselves known or send an email to transportation@cmmap.illinois.gov so your attendance is recorded

10.0 Public Comment

Comments emailed prior to the meeting will be read by staff

Send a request through chat to make a verbal comment

Callers: wait for chairman to acknowledge you and remember to state your name

11.0 Next Meeting

The next meeting will be October 27, 2020.

12.0 Adjournment

**Next Meeting: October 27,
2020**

Thank you!