



MEMORANDUM

To: CMAQ Project Selection Committee

From: CMAP staff

Date: December 6, 2012

Re: CMAQ October 2012 Status Updates Report

Status updates were requested for 281 individual line items for 158 discrete CMAQ projects. Statistics on the requests are summarized at the end of the document. Of the 281 line items requested, 176 were for lines programmed in FFY 2012, and 105 were for project lines in FFY 2013. In previous reporting cycles, updates from project sponsors for phases that were programmed in future years were not requested. However with delay due to “coordination” and “prior phase delay” observed as the largest reasons for delay in the May status update, it was determined that it would be useful for both the sponsors and the Project Selection Committee to look ahead at phases programmed in FFY 2013.

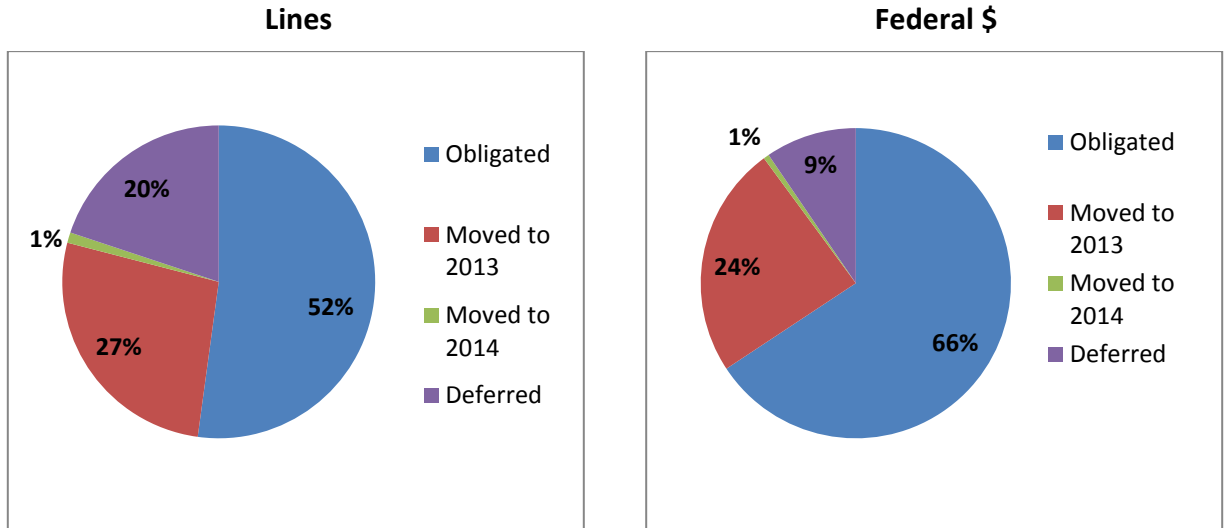
The activity reported below includes some project phases from FFY 2014 and 2015, where some of the results on the 2012 and 2013 requests caused the sponsor to identify downstream programming moves, or where the policies resulted in deferral of later project phases due to unmet accomplishment milestones. Additionally, status updates were not requested for line items programmed in FFY 2012 that were confirmed as accomplished, therefore funds programmed or obligated for these line items are not included in the figures below.

Status update forms were completed on all project line items. Although the analysis below is based upon 276 responses, there was a 100% response rate for the 281 line items requested. The difference in the number of requests versus the number of responses is a result of consolidation of phases, requests made for lines that had prior obligations that were not recorded in the CMAQ database and staff working with individual sponsors to adjust individual project records.

Summary of Programming Disposition by Year

Of the 276 lines items analyzed for their programming disposition (Obligations, Reprogramming and Deferrals), 186 were programmed in FFY 2012. Of those, 97 were obligated at a federal dollar amount of \$124,404,643. Fifty two lines were moved into later years at a federal dollar amount of \$46,926,766. Fifty were moved into FFY 2013 and two were moved into FFY 2014. Thirty seven lines were deferred at a federal amount of \$18,000,287.

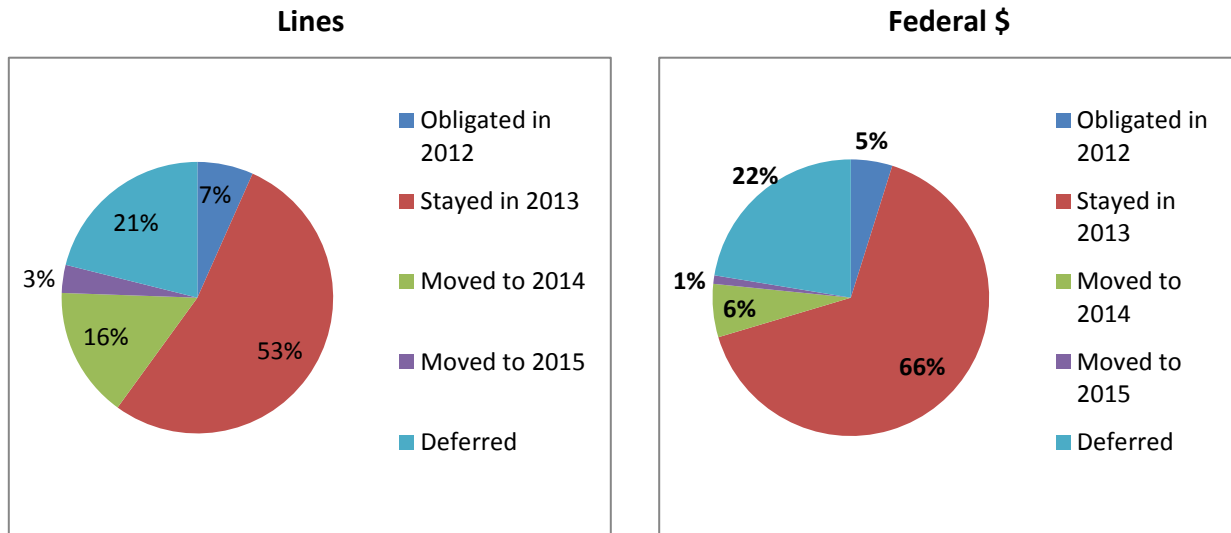
Disposition of FFY 2012 Line Items



Action	Lines	Federal \$
Obligated	97	\$124,404,643
Moved to 2013	50	\$45,818,766
Moved to 2014	2	\$1,108,000
Deferred	37	\$18,000,287
Total	186	\$189,331,696

Of the 90 line items programmed in FFY 2013, six lines were obligated in FFY 2012 at a federal amount of \$4,436,870. Seventeen lines totaling \$6,593,703 were moved into later years, and 13 line items were deferred, totaling \$14,823,400. Also six line items were deferred from later years at a federal amount of \$ 5,682,800. Two projects line items from FFY 2014 were moved – one line item moved to FFY 2013 and the other moved to 2015.

Disposition of FFY 2013 Line Items



Action	Lines	Federal \$
Obligated in 2012	6	\$4,436,870
Stayed in 2013	48	\$59,966,447
Moved to 2014	14	\$5,687,532
Moved to 2015	3	\$906,171
Deferred	19	\$20,506,200
Total	90	\$91,808,820

Notes: The reprogramming of some FFY 2012 or 2013 line items resulted in reprogramming of two FFY 2014 line items totaling \$305,600. The deferred line items include line items from FFYs 2013, 2014, and 2015.

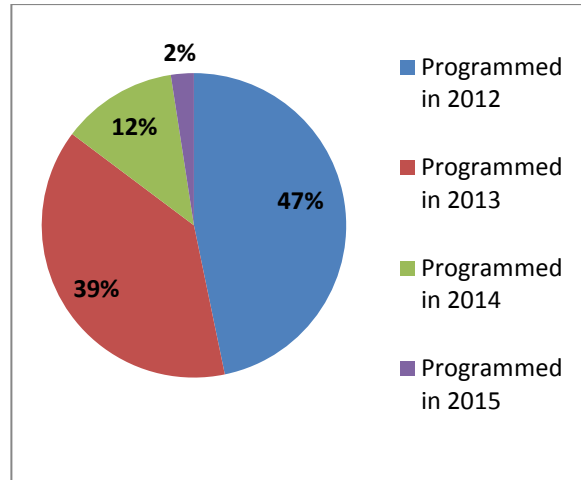
A total of 56 line items were deferred with a federal value of \$38,506,487.

Deferrals Resulting from October 2012 Status Updates

Deferrals

Programmed	Lines	Federal \$
2012	37	\$18,000,287
2013	13	\$14,823,400
2014	5	\$4,744,800
2015	1	\$938,000
Total	56	\$38,506,487

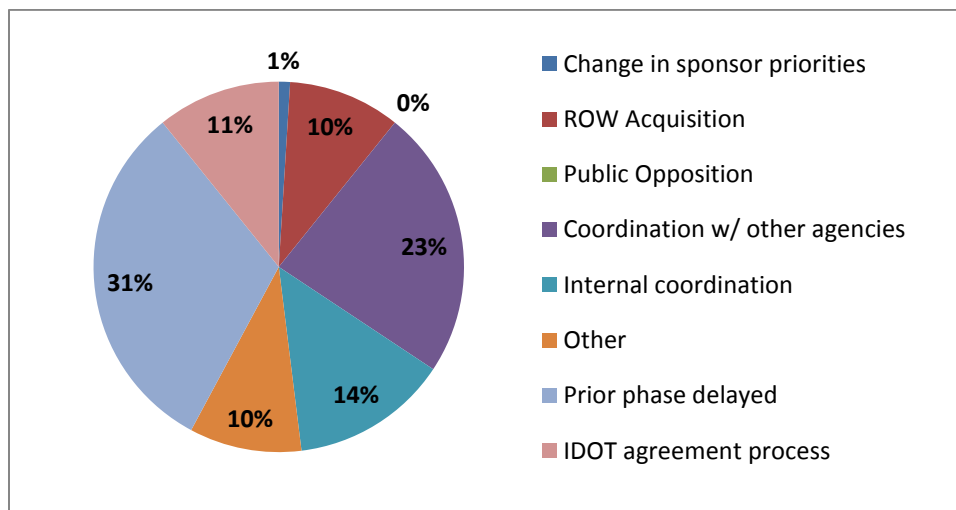
Line Items Deferred - Federal \$



Reasons for Delay

Regarding the movement towards accomplishment, sponsors of 39% of the lines in FY 2012 reported “No delay” (summing to approx. \$78.4 million) and the sponsors of FFY 2013 phases reported that 55% (summing to approx. \$72.4 million) of the lines were on target. The most common reason for delay in both groups is that the prior project phase was delayed. Coordination with other agencies such as the railroads, CMAP, IDOT, Army Corps of Engineers, etc. was cited second among the FFY 2012 lines and internal coordination as third.

Reason For Delay - 2012 Lines

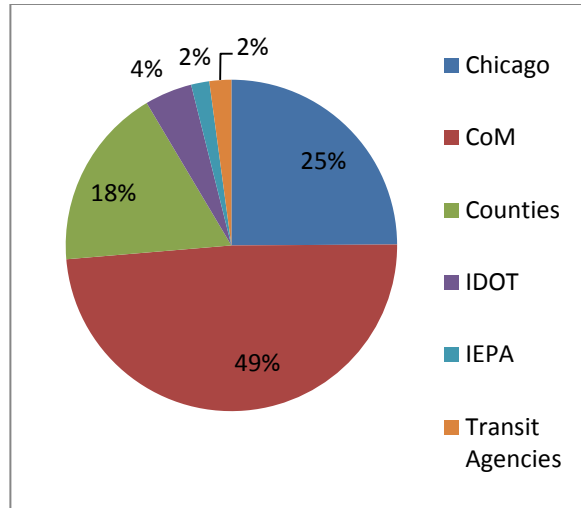


Summary of Lines Requested

The following tables summarize the characteristics of the line items for which updates were requested.

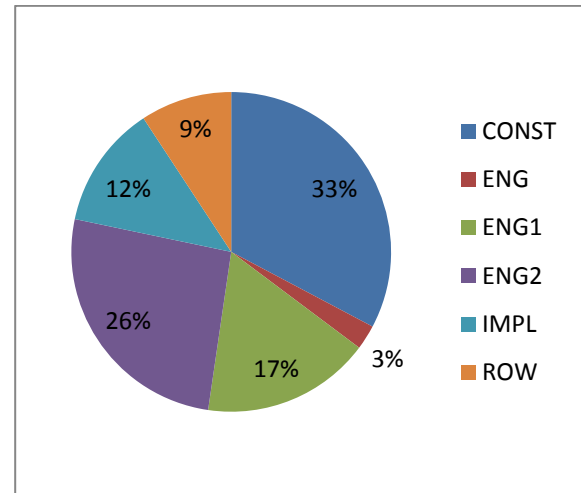
Oct 2012 Updates by Sponsor Group

Sponsor Group	Lines Requested	Lines in 2012	Lines in 2013
Chicago	70	49	21
CoM	137	88	49
Counties	50	29	21
IDOT	13	4	9
IEPA	5	4	1
Transit Agencies	6	2	4
Total	281	176	105



Oct 2012 Updates by Work Phase

Sponsor Group	Lines Requested	Lines in 2012	Lines in 2013
CONST	92	42	50
ENG	7	3	4
ENG1	48	42	6
ENG2	73	50	23
IMPL	35	24	11
ROW	26	15	11
Total	281	176	105



Conclusion

Overall the October status update process went smoothly and sponsors were responsive to the inquiries from staff and the planning liaisons. CMAP staff will continue to evaluate the structure and timing of the status updates as the program moves forward. While the anticipated obligations for the FY 2013 program are continually changing, we can have a rough estimate of where the program is heading.

The disposition of FFY 2012 line items has \$45.8 million being moved into 2013 and the disposition of FFY 2013 line items has \$60 million remaining in FY 2013 for total of \$105.8 million. Not included in these line items were the cost increases and phase moves at October's

Project Selection Committee meeting. Those totaled \$49.8 million for FFY 2013 bringing the total to \$155.6 million. Using the informal rule that 50% of the programmed amount will actually obligate in any given program year, about \$77.8 million would be obligated in FFY 2013. This would leave the region short on meeting the annual obligation goal of \$123 million. As the program year progresses, staff will keep the committee apprised of out-year phases, deferred line items and multi-year B list projects as a way to bolster the potential obligation amount for FFY 2013.

###