

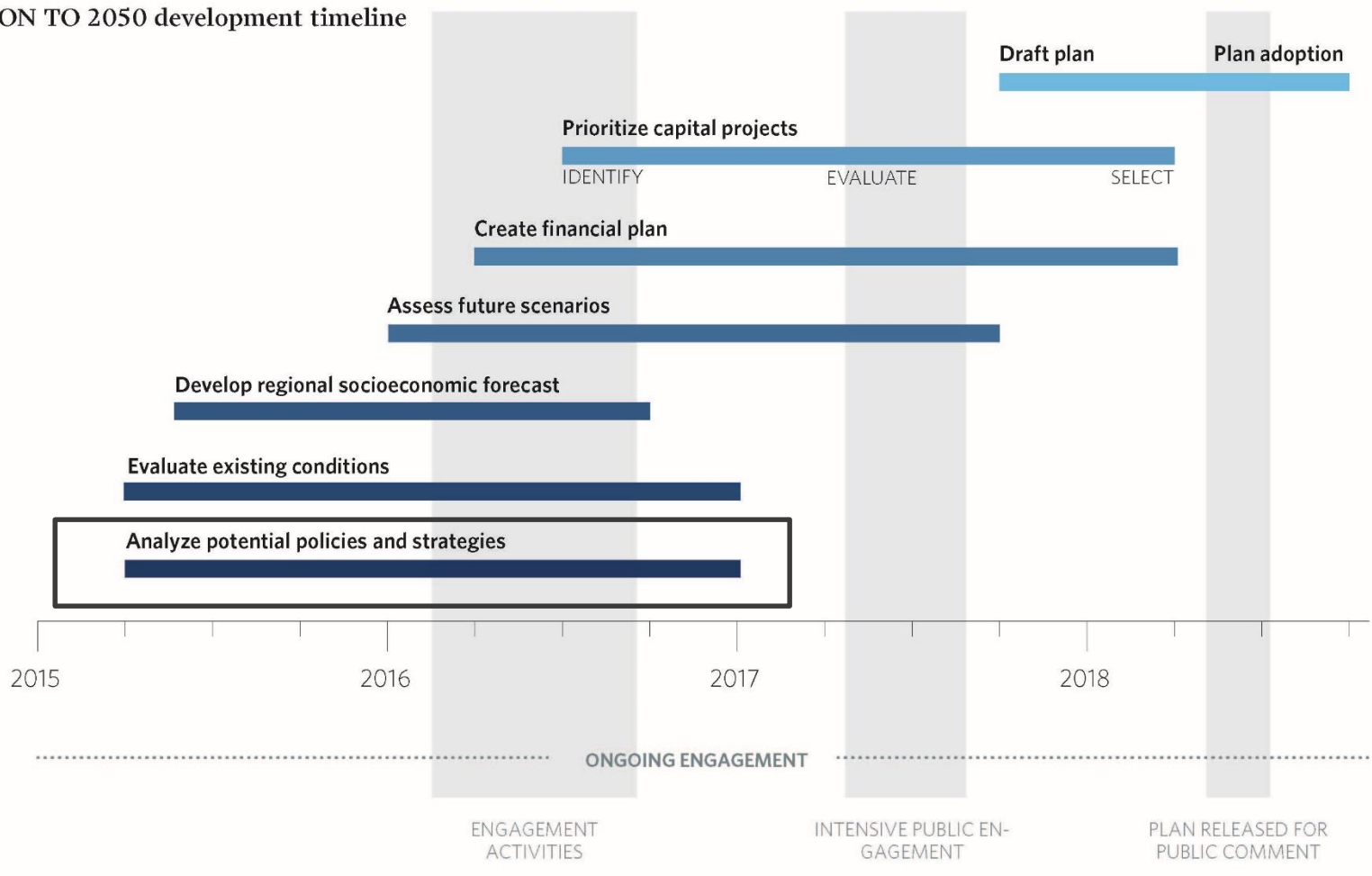
Municipal Capacity

Strategy Paper Introduction

January 5, 2017

Timeline

ON TO 2050 development timeline



Background

- Experience since development of GO TO 2040 has shown that many communities in the region wish to be partners in implementing, but lack capacity or face barriers that could be overcome with targeted assistance.
- Increasing municipal capacity can achieve a broad set of positive regional outcomes
 - greater adoption of sustainable practices at the local level
 - increased participation in the region's economy
 - improved public engagement
 - increased reinvestment in the region's already-developed areas
- This project will develop strategies to improve municipal capacity region-wide, and to coordinate with partners to assist communities with issues that transcend land use and transportation



- **Phase 1: Understanding the municipal capacity landscape**
 - Convene a resource group with expertise in municipal operations, finance and administration
 - Analyze results of previously completed surveys of a broader municipal audience
 - Convene focus groups to solicit additional input and feedback from communities throughout the region
- **Phase 2: Developing a vision of increased municipal capacity**
 - Identify and gain agreement on a set of strategies for CMAP and its partners to pursue to assist municipalities in growing their capacity, with a focus on ability to implement ON TO 2050
- **Phase 3: Assessing future needs**
 - Prepare a final report detailing findings, including key barriers to municipal capacity, as well as barriers to potential solutions



Resource Group Members

Name	Organization
Jeff Brady	Village of Glenview
Christina Burns	Village of Oswego
Shubhra Govind	Village of Hanover Park
Regan Stockstell	Village of Richton Park
Jon Kindseth	Village of Beach Park
Tim Schloneger	Village of Algonquin
Michael Schwarz	City of Joliet
Carolyn Schofield	McHenry County
Hugh O'Hara	Will County Government League
John Keller	Cook County
Michael Blue	Teska Associates, Inc
Alison Milld Clements	Metropolitan Mayors Caucus
Bill Balling	WRB LLC
David Silverman	Ancel Glink
Jack Hynes	Consultant



Resource Group Discussions

- **Phase 1: Understanding the municipal capacity landscape**
 - Convene a resource group with expertise in municipal operations, finance and administration
 - Analyze results of previously completed surveys of a broader municipal audience
 - Convene focus groups to solicit additional input and feedback from communities throughout the region
- **Phase 2: Developing a vision of increased municipal capacity**
 - Identify and gain agreement on a set of strategies for CMAP and its partners to pursue to assist municipalities in growing their capacity, with a focus on ability to implement ON TO 2050
- **Phase 3: Assessing future needs**
 - Prepare a final report detailing findings, including key barriers to municipal capacity, as well as barriers to potential solutions




MPC will convene a series of focus groups to discuss capacity with experts and stakeholders:

- Mayors & Village Presidents
- Infrastructure, Utilities, and Service Delivery
- Finance and Administration
- State and County Employees
- Lower-capacity Communities
- Economic Development
- CMAP Local Technical Assistance (LTA) Staff



Defining and Measuring Municipal Capacity



Defining Municipal Capacity

CMAP staff proposes that municipal capacity be defined as: **the ability of a municipality to ensure services are provided on a sustained basis in pursuit of its own objectives.***



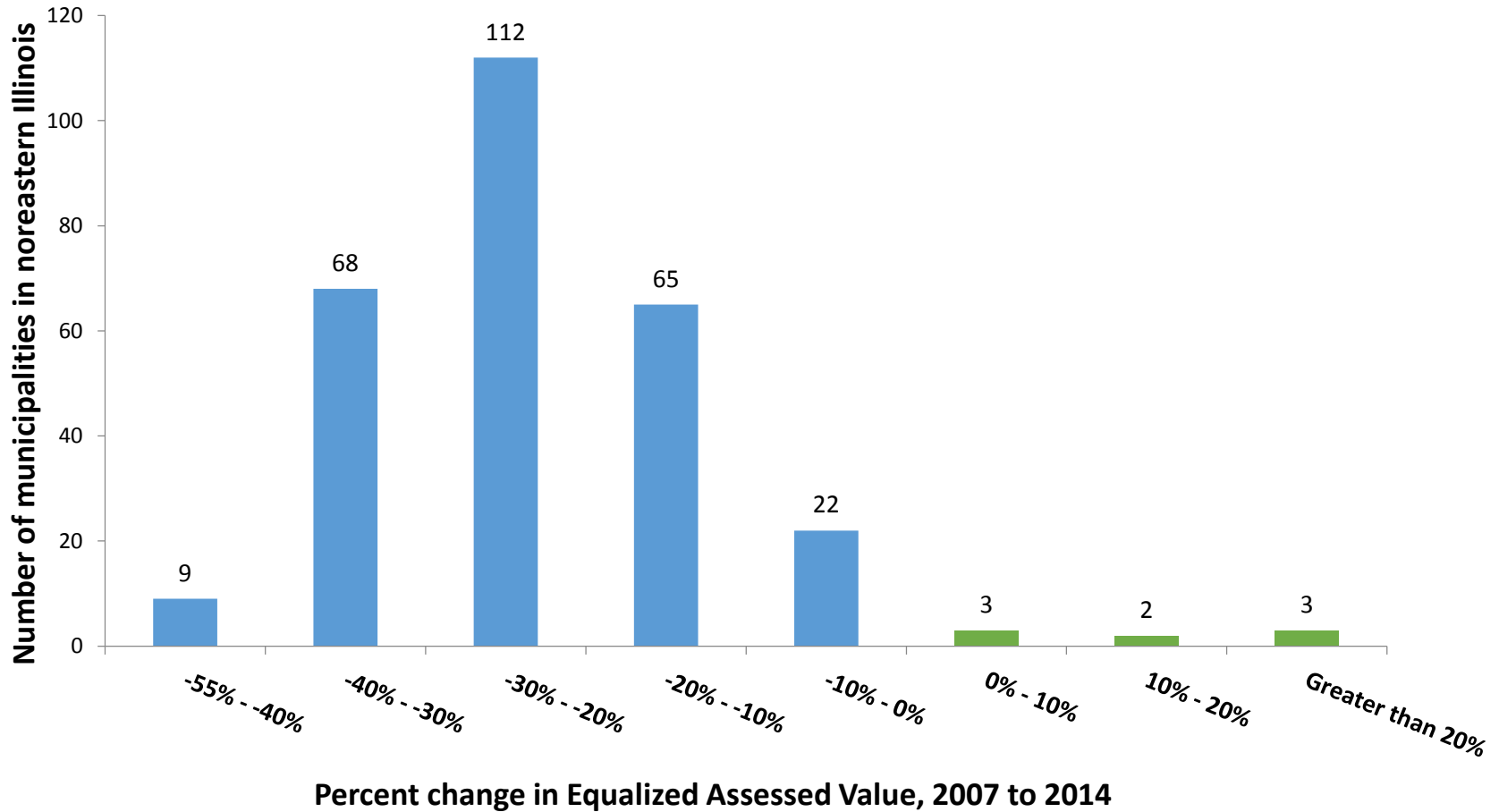
Capacity Metrics

Metric	Description	Metric type
Property tax base growth	Change in EAV between 2007 and 2014	Driver of capacity
Total revenue	2014 total revenue, divided by total residents and employees and normalized for fire services	Driver of capacity
Home rule status	Whether a municipality has home rule status	Driver and outcome of capacity
Existence of a CIP	Whether a municipality has a capital improvement plan	Outcome of capacity
Age of comp plan	Year of most recent comprehensive plan	Outcome of capacity

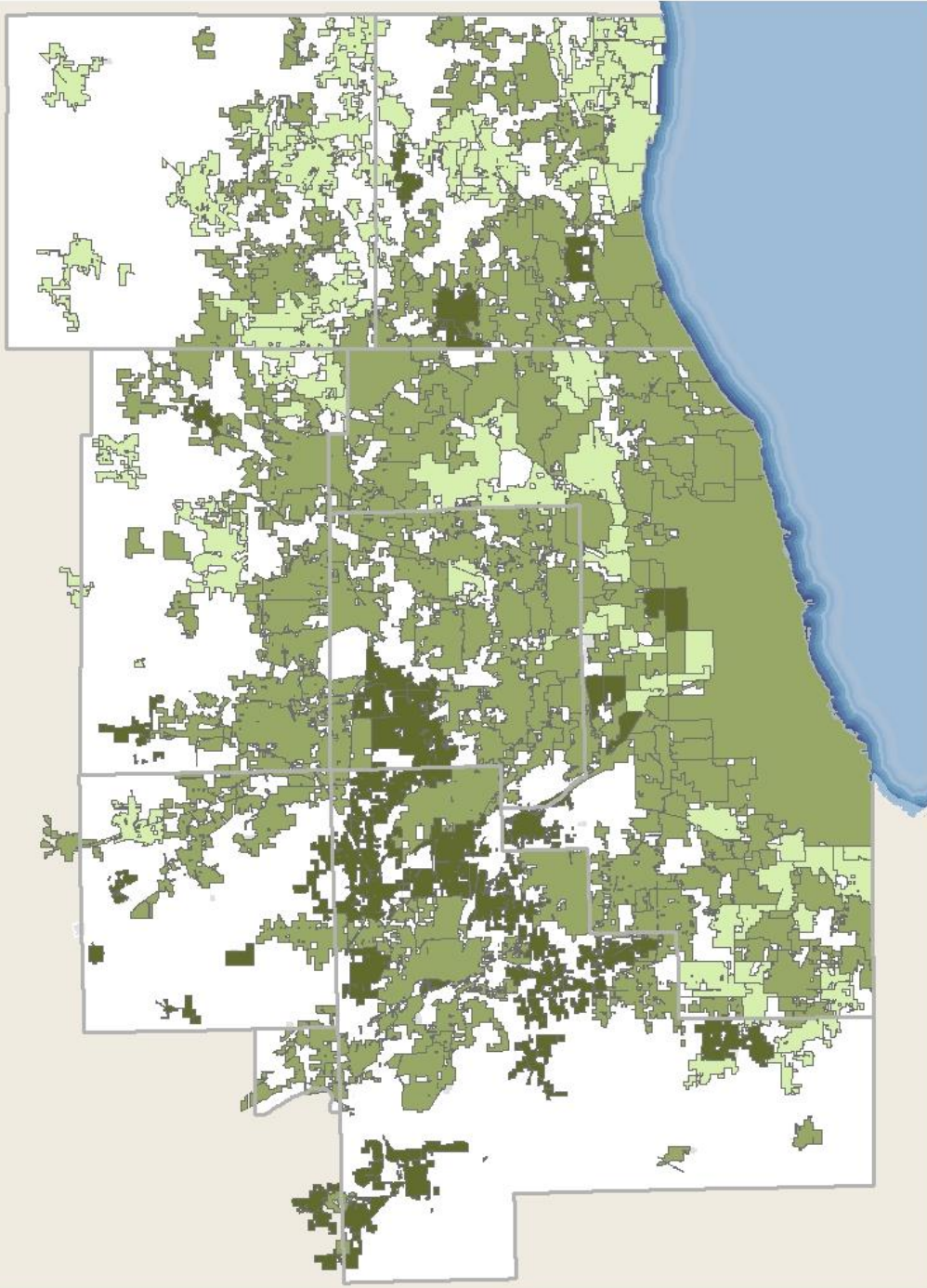


Property Tax Base Growth


Percent change in Equalized Assessed Value among municipalities, 2007 to 2014



Property Tax Base Growth



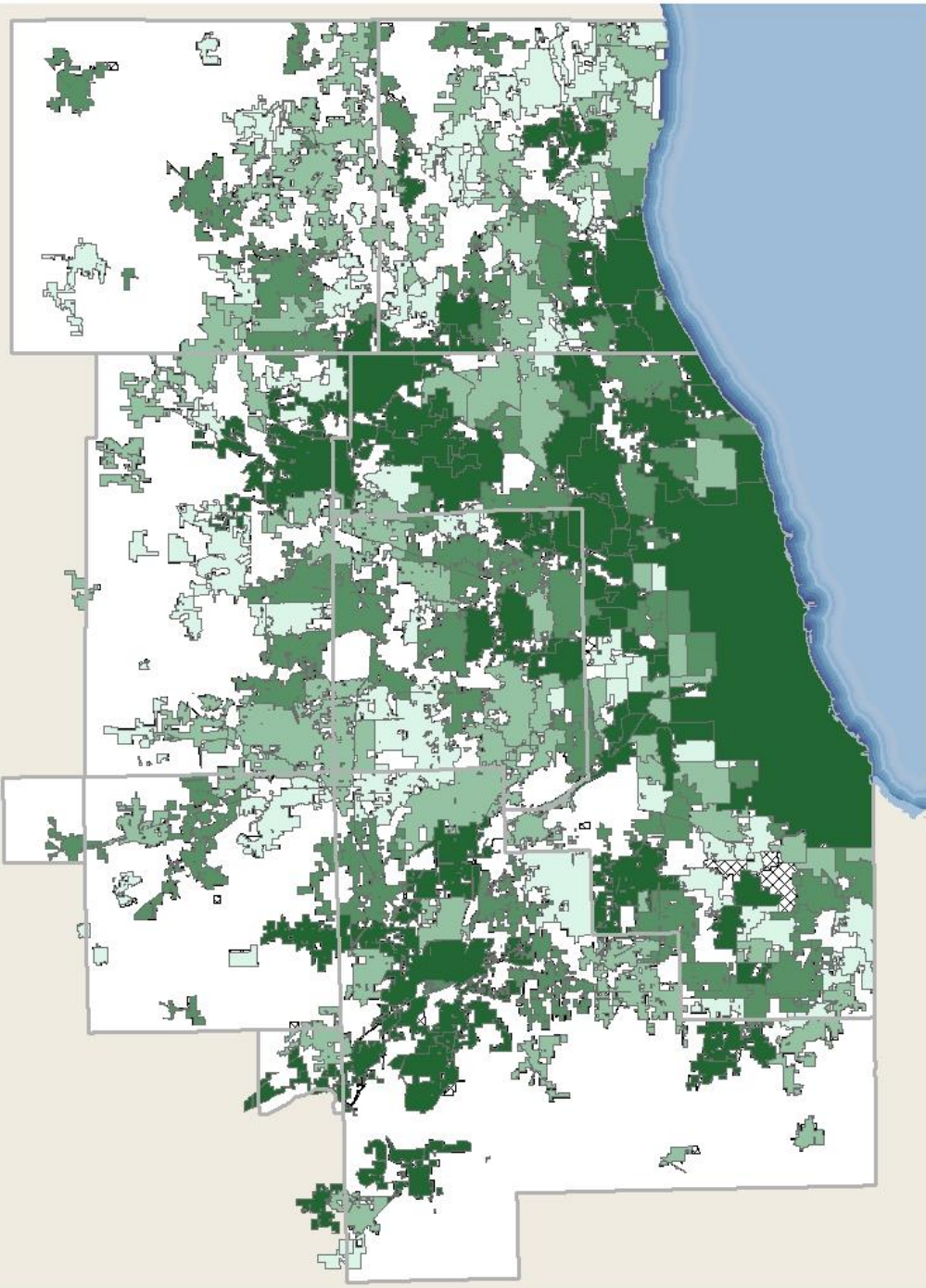
Percent Change in EAV (2007-2014)



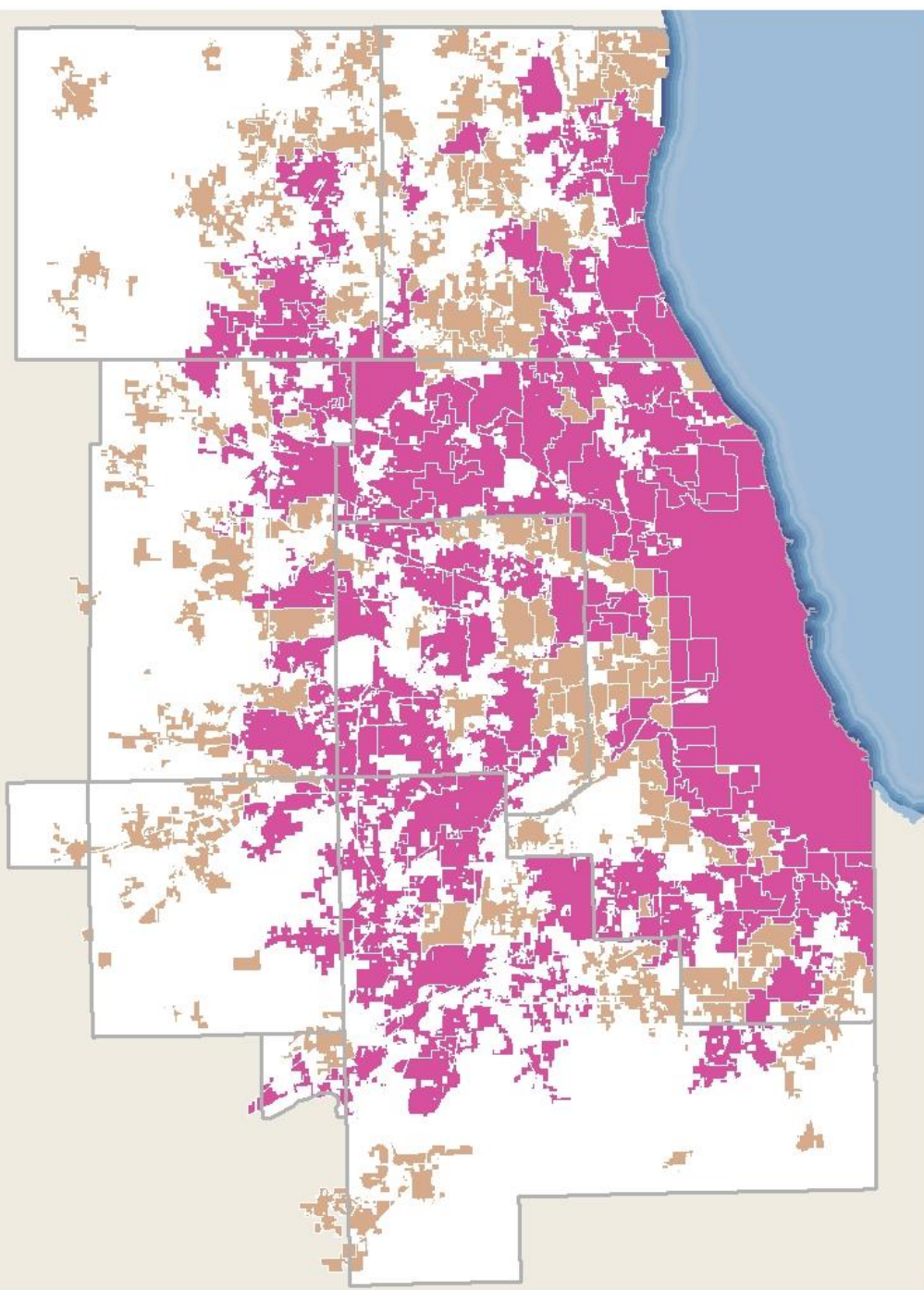
Total Revenue

Revenue per resident and employee, 2014 in 4 quantiles

- 1st quartile (Lowest revenue)
- 2nd quartile
- 3rd quartile
- 4th quartile (Highest revenue)
- No data available



Home Rule Status

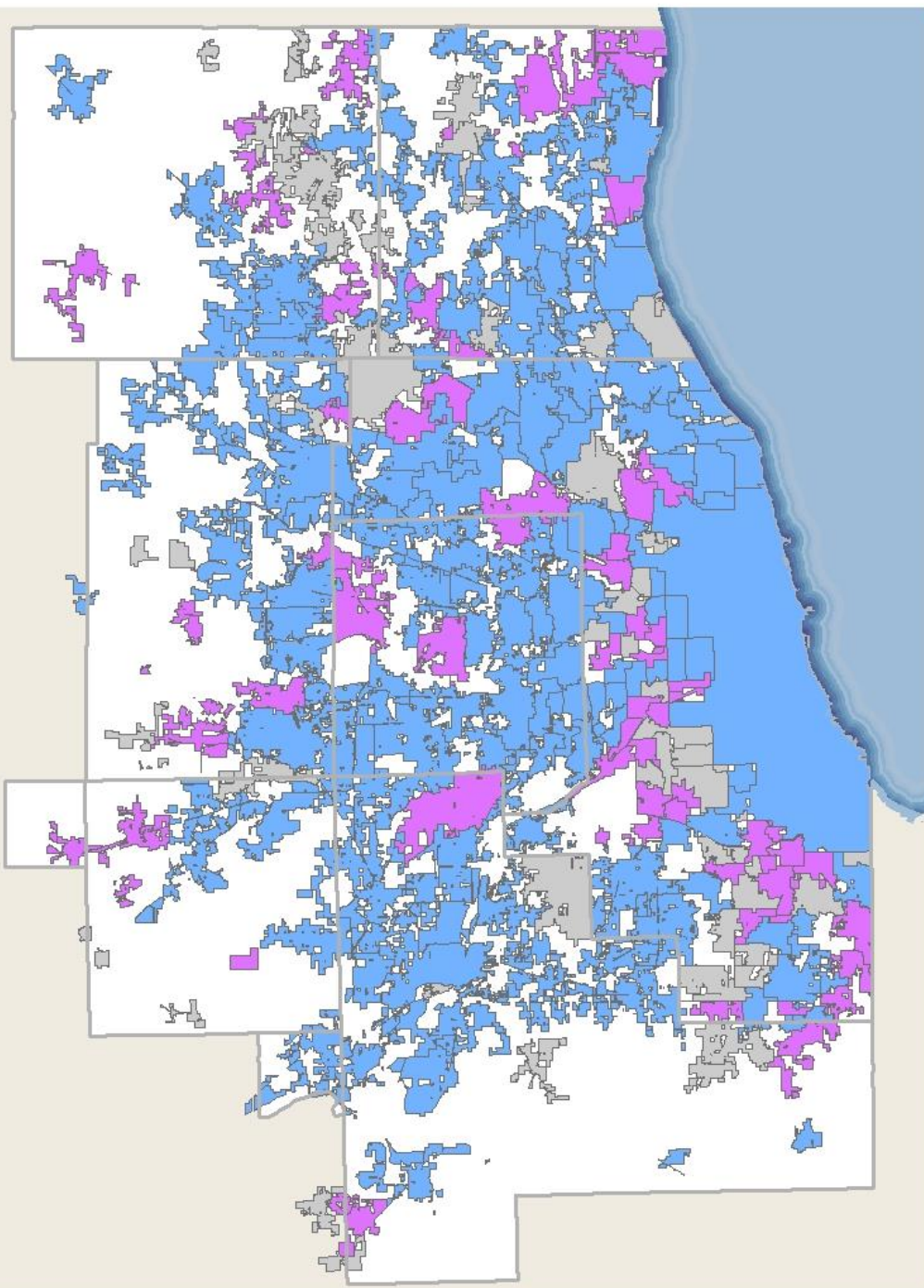


Home rule






Non-home rule

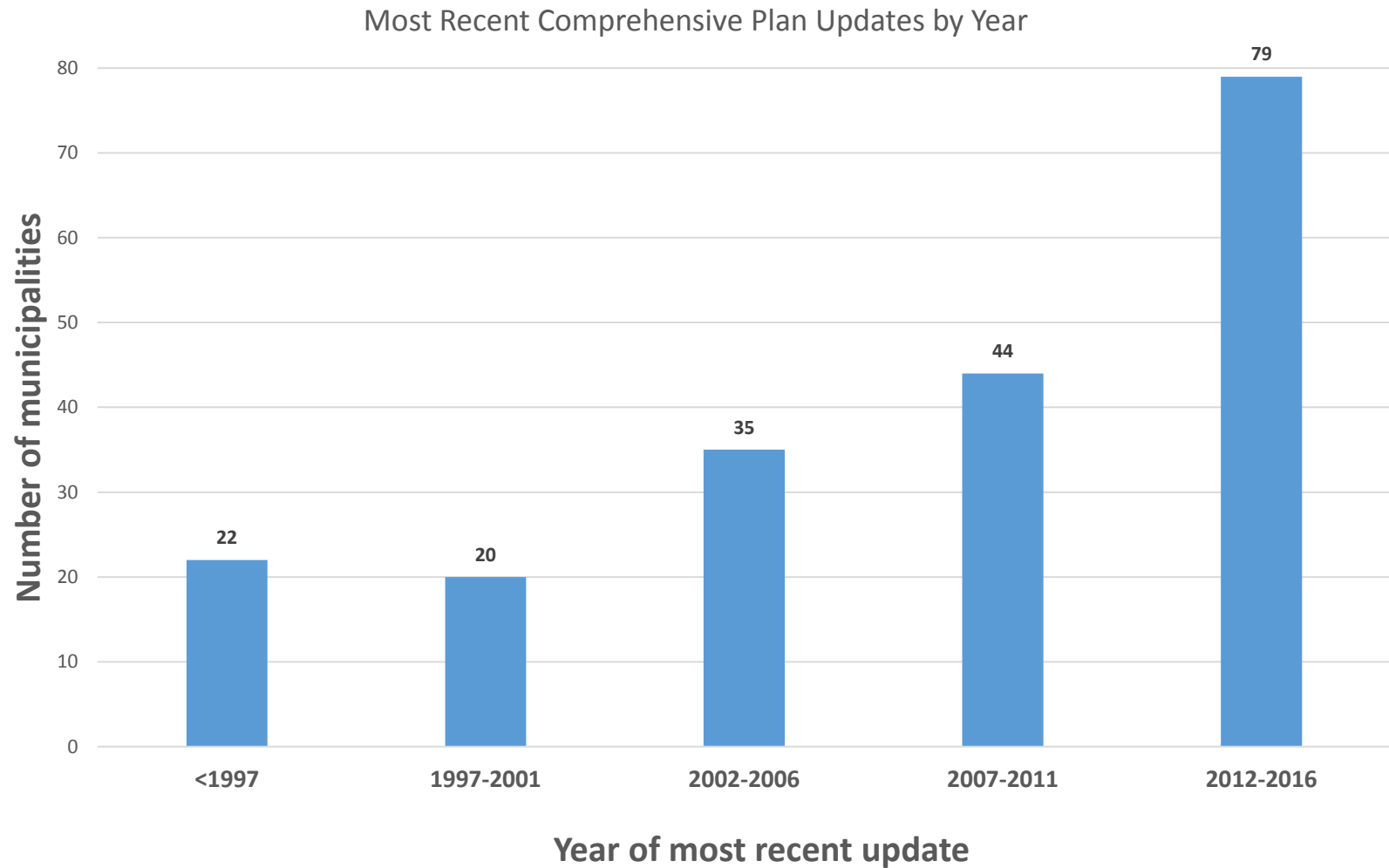
Existence of a CIP



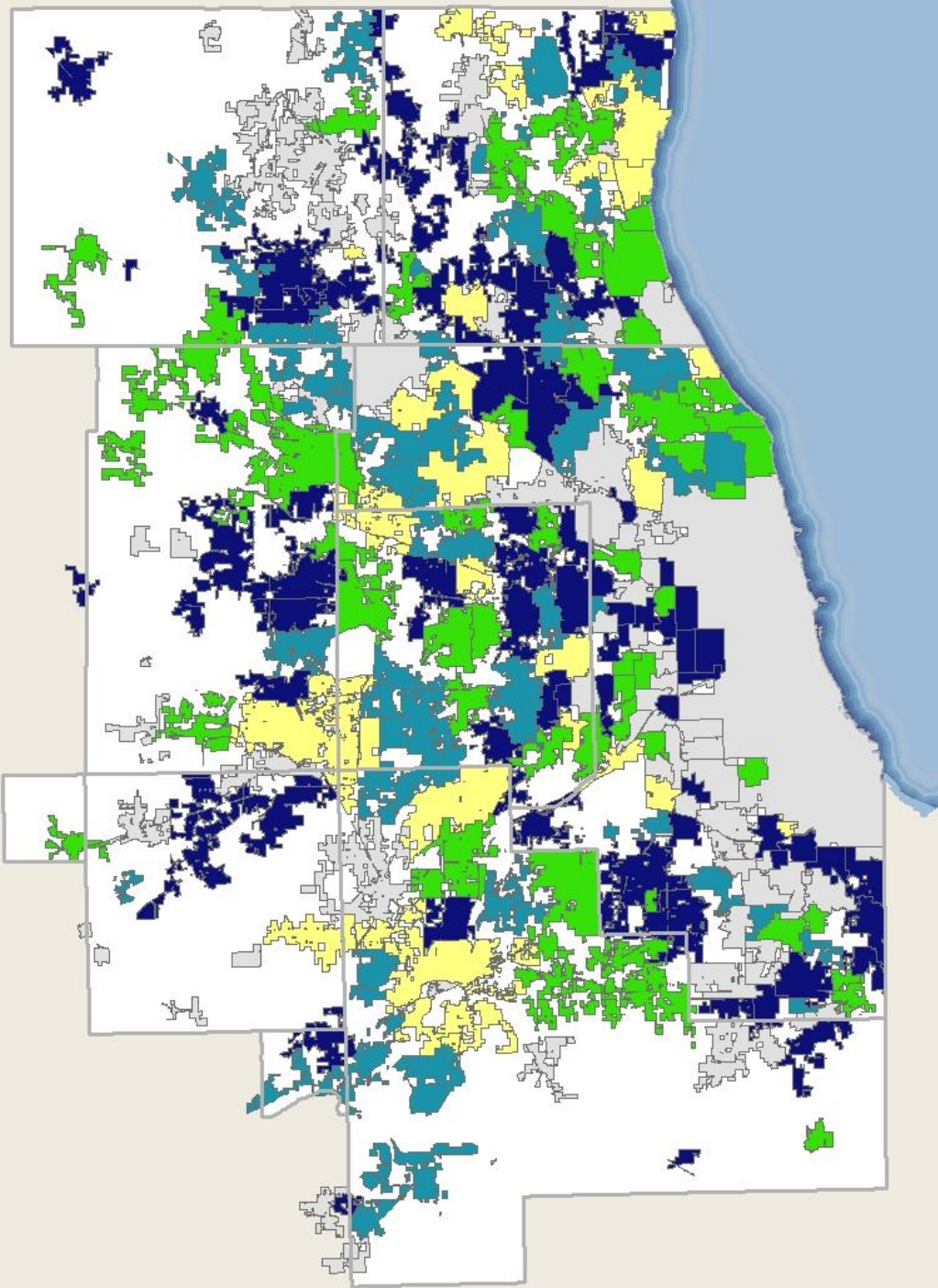
Does your municipality have a current CIP?

-  Yes (149)
-  No (75)
-  No response (61)

Age of Comprehensive Plan

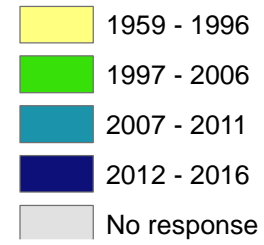


Age of Comp Plan



Year of current Comprehensive Plan adoption

2016 CMAP municipal survey



Next Steps

- Continue Phase 1: Understanding the municipal capacity landscape
 - Continue metrics analysis
 - Assess GO TO 2040 recommendations
 - Convene Focus Groups
 - Present initial findings to Committees (**March**)
- Phase 2: Developing a vision of increased municipal capacity
 - MPC drafts white paper
- Phase 3: Assessing future needs
 - Develop strategies/conduct future needs assessment
 - CMAP drafts Strategy Paper
 - Present Draft Strategy Paper to Committees (**July**)



Comments or Questions

Patrick Day, AICP

pday@cmap.illinois.gov

312-386-8634