

# Sustainability Plan Toolkit

Environment & Natural Resources Committee  
November 6, 2013



Chicago Metropolitan  
Agency for Planning

# Steering Committee Role





- Provide guidance & feedback at key points
- Review outline & toolkit drafts
- Participate in Steering Committee meetings

*Partners: Metropolitan Mayors Caucus & Seven Generations Ahead*

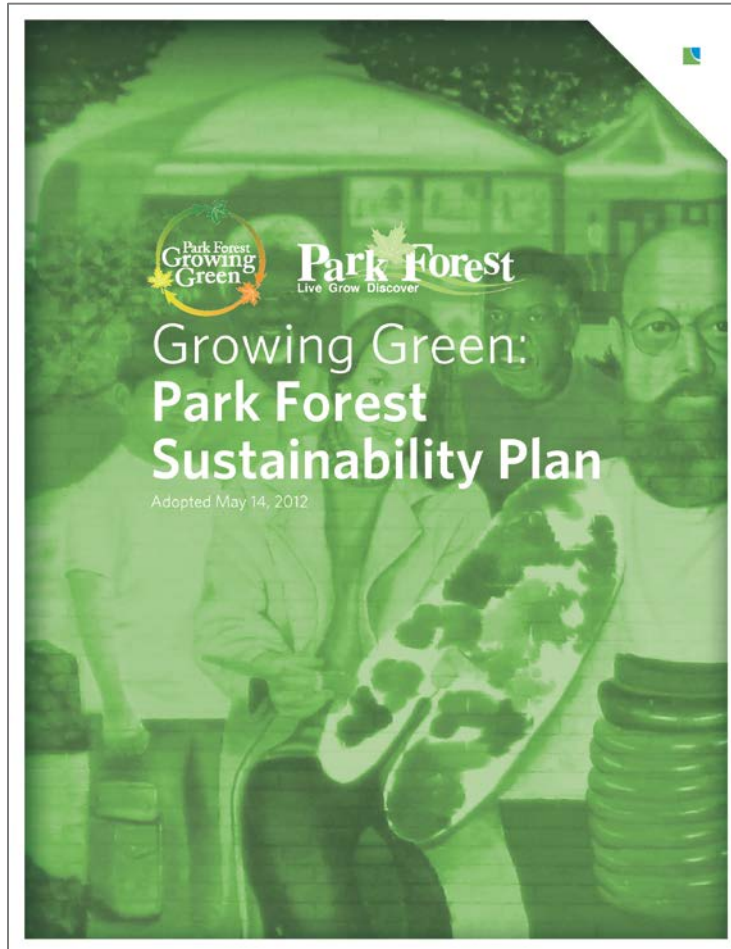


Chicago Metropolitan  
Agency for Planning

# Local Examples



# Growing Green: Park Forest Sustainability Plan



- 1: Development Patterns**
- 2: Transportation and Mobility**
- 3: Open Space and Ecosystems**
- 4: Waste**
- 5: Water**
- 6: Energy**
- 7: Greenhouse Gases**
- 8: Green Economy**
- 9: Local Food Systems**
- 10: Municipal Policies and Practices**
- 11: Education**
- 12: Community Health and Wellness**
- 13: Housing Diversity**
- 14: Arts and Culture**



Chicago Metropolitan  
Agency for Planning

- Focus on environmental issues
- Data & indicators
- Implementation & monitoring

## Example Indicators

Greenhouse gas emissions

Transit ridership

# of community gardens

Open space per capita

Recycling rate

Energy consumption



# Key Toolkit Elements

- Major steps needed to create a sustainability plan;
- Identification of “core” plan topics and “strategies of impact”;
- Regional “core” indicators and data sources, guidance on setting targets and aggregating data;
- Standards for implementation and monitoring; and
- Guidance on public engagement strategies.



Phase 1: Project Initiation

Phase 2: Create a Document Outline

Phase 3: Draft the Toolkit

Phase 4: Apply the Toolkit

## Tasks

*Draft the Sustainability  
Plan Toolkit*

*Municipal Representatives  
Meeting(s)*

*Steering Committee  
Meeting*

*Finalize the Toolkit*



## Tasks

*Coordinate a Pilot Project*

Phase 1: Project Initiation

Phase 2: Create a Document Outline

Phase 3: Draft the Toolkit

Phase 4: Apply the Toolkit





# Toolkit Schedule

Phase 1: Project Initiation (**now – Jan. 2014**)

Phase 2: Create a Document Outline (**Jan. – Mar. 2014**)

Phase 3: Draft the Toolkit (**Apr. – Sep. 2014**)

Phase 4: Apply the Toolkit (**Sep. 2014 – ?**)

