



2020 Safety Performance Targets

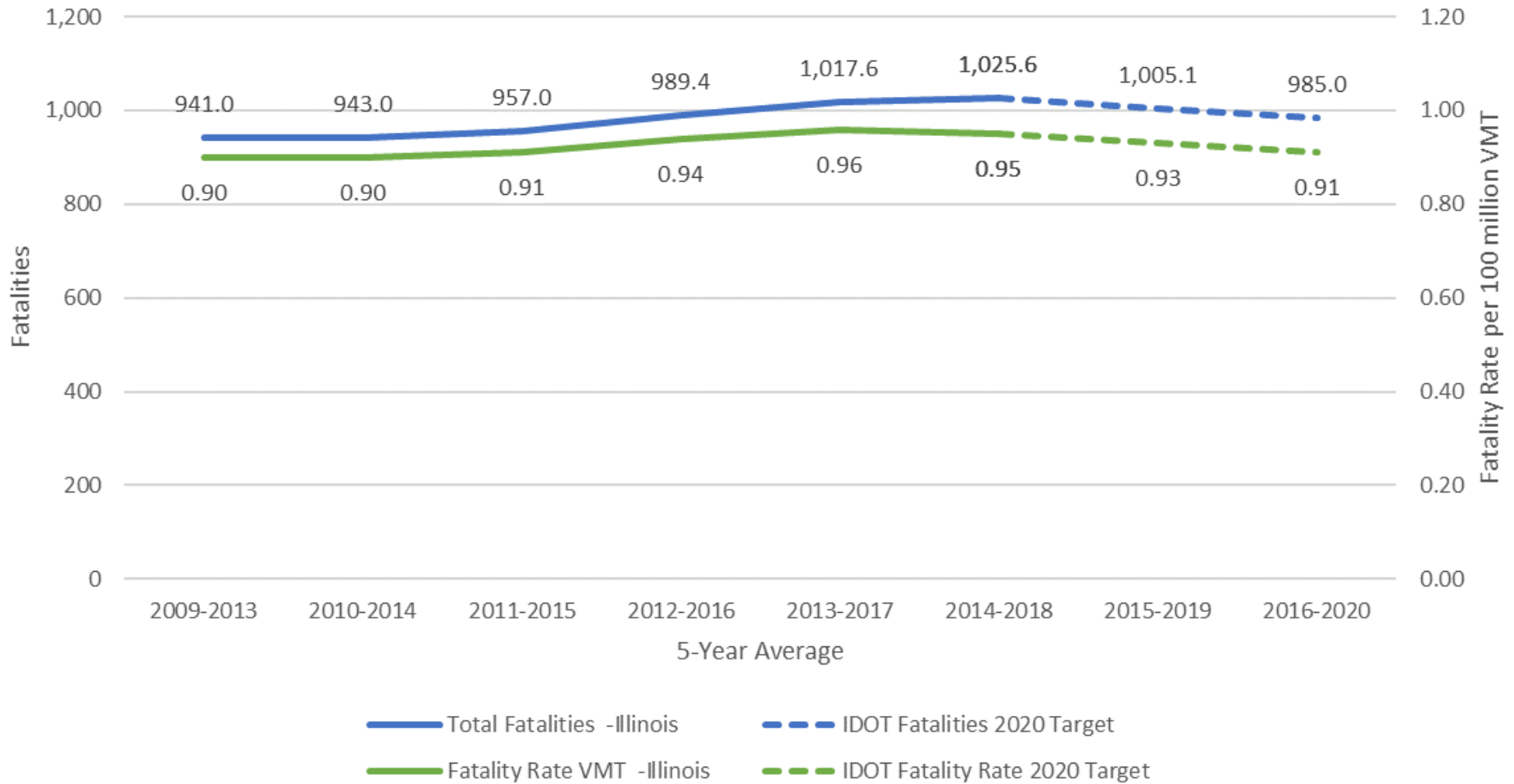
October 3, 2019



Background

- Established under MAP-21
- Five safety performance targets
- Integration with TIP and long range plan

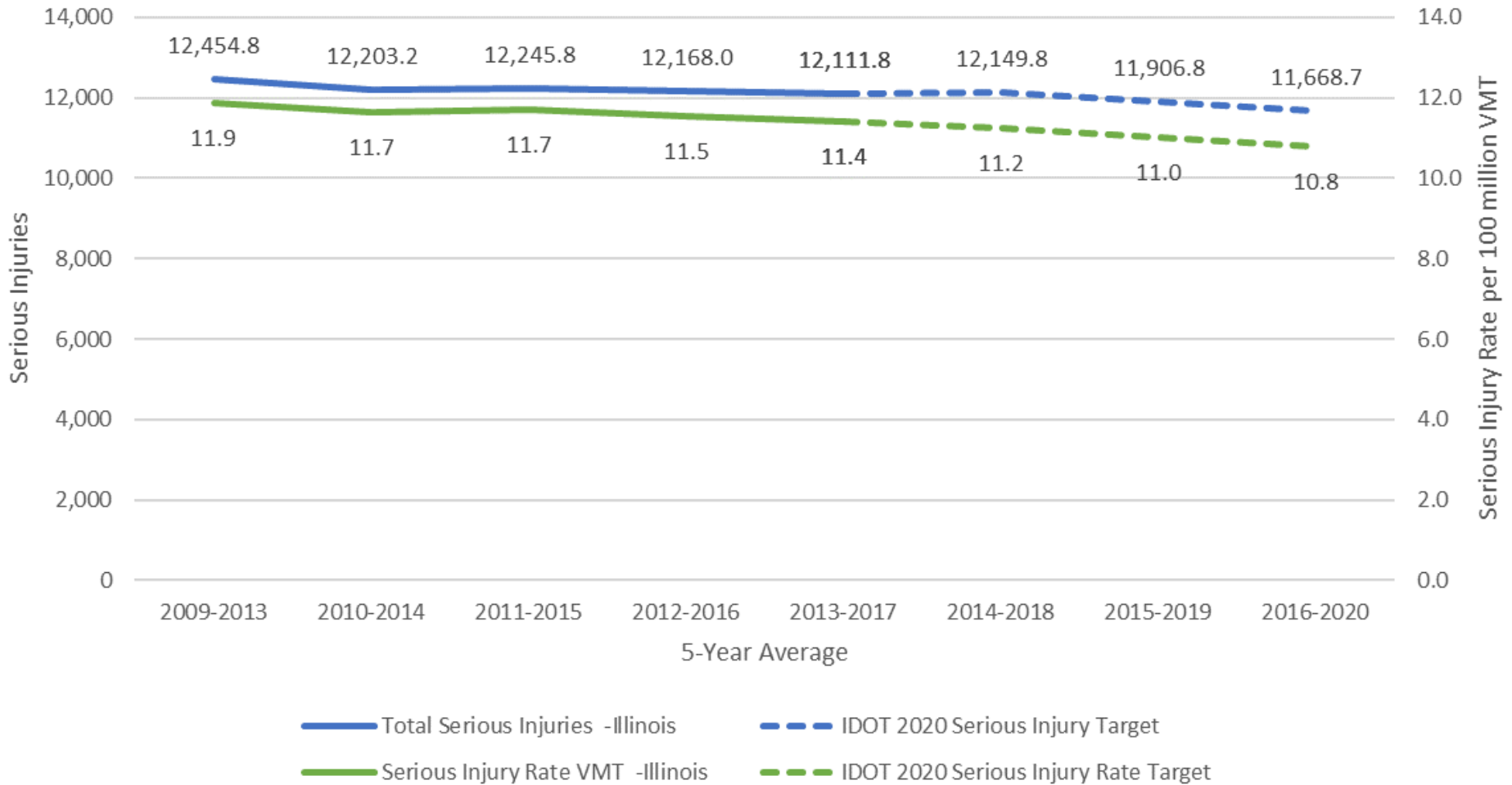
IDOT 2020 Fatality Targets



| Safety Performance Target | 2009-2013 | 2010-2014 | 2011-2015 | 2012-2016 | 2013-2017 | 2014-2018 | 2015-2019 ¹ | 2016-2020 ¹ |
|-----------------------------|-----------|-----------|-----------|-----------|-----------|-----------|------------------------|------------------------|
| Total Fatalities -Illinois | 941.0 | 943.0 | 957.0 | 989.4 | 1,017.6 | 1,025.6 | 1,005.1 | 985.0 |
| Total Fatalities -CMAP | 399.8 | 401.4 | 405.8 | 426.2 | 443.8 | 452.6 | 443.5 | 434.7 |
| Fatality Rate VMT -Illinois | 0.90 | 0.90 | 0.91 | 0.94 | 0.96 | 0.95 | 0.93 | 0.91 |
| Fatality Rate VMT -CMAP | 0.68 | 0.69 | 0.69 | 0.72 | 0.75 | 0.76 | 0.74 | 0.73 |

1- 2% reduction in 5-year average

IDOT 2020 Serious Injury Targets

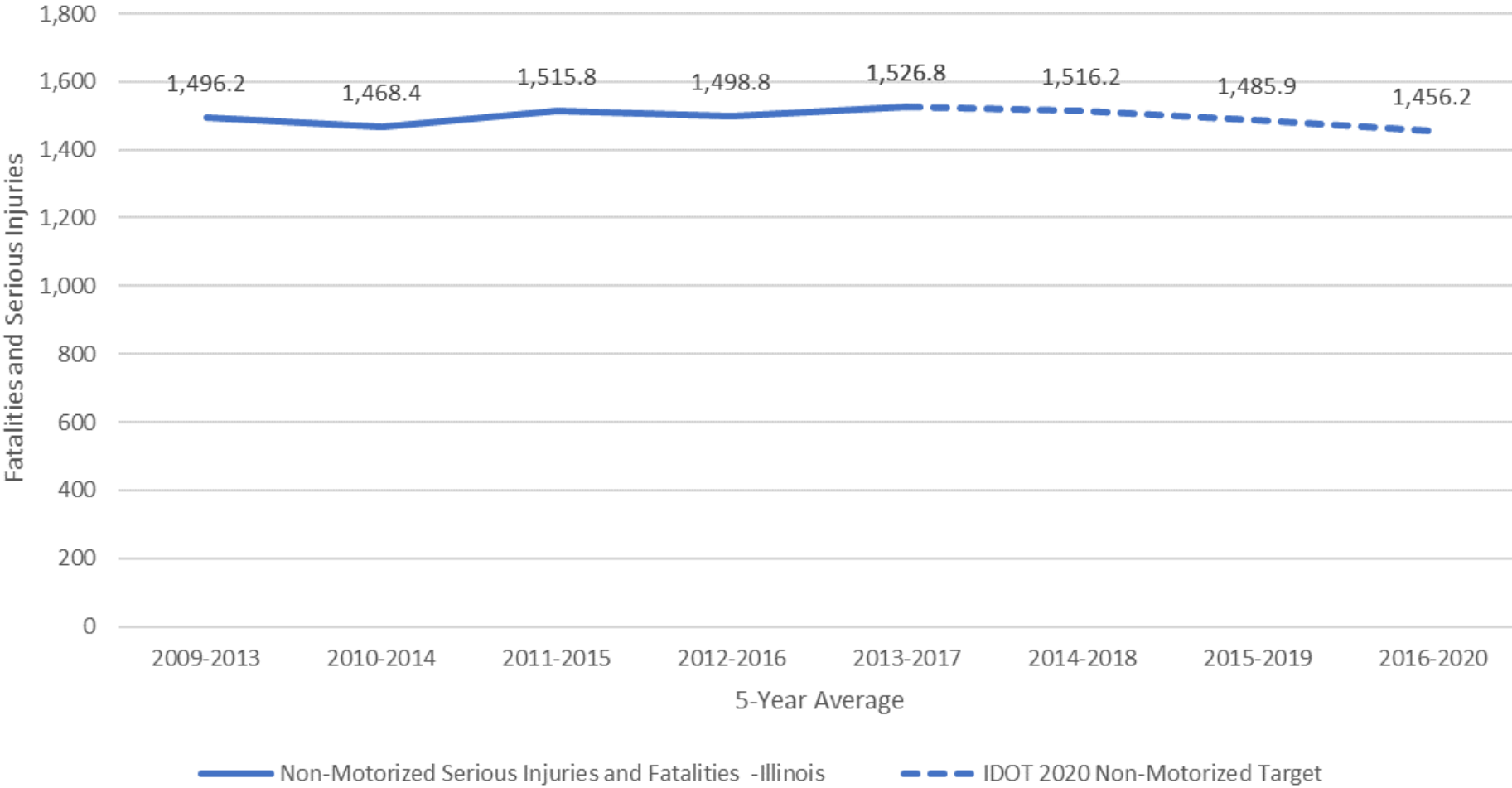


| Safety Performance Target | 2009-2013 | 2010-2014 | 2011-2015 | 2012-2016 | 2013-2017 | 2014-2018 ¹ | 2015-2019 ² | 2016-2020 ² |
|---|-----------|-----------|-----------|-----------|-----------|------------------------|------------------------|------------------------|
| Total Serious Injuries - Illinois | 12,454.8 | 12,203.2 | 12,245.8 | 12,168.0 | 12,111.8 | 12,149.8 | 11,906.8 | 11,668.7 |
| Total Serious Injuries - CMAP | 6,582.4 | 6,502.2 | 6,642.8 | 6,662.8 | 6,720.8 | 6,733.0 | 6,598.3 | 6,466.3 |
| Serious Injury Rate per 100 mil. VMT - Illinois | 11.9 | 11.7 | 11.7 | 11.5 | 11.4 | 11.2 | 11.0 | 10.8 |
| Serious Injury Rate per 100 mil. VMT - CMAP | 11.2 | 11.1 | 11.4 | 11.3 | 11.3 | 11.2 | 11.0 | 10.8 |

1 - Estimated

2 - 2% reduction in 5-year average

IDOT 2020 Non-Motorized Target



| Safety Performance Target | 2009-2013 | 2010-2014 | 2011-2015 | 2012-2016 | 2013-2017 | 2014-2018 ¹ | 2015-2019 ² | 2016-2020 ² |
|--|-----------|-----------|-----------|-----------|-----------|------------------------|------------------------|------------------------|
| Non-Motorized Serious Injuries and Fatalities - Illinois | 1,496.2 | 1,468.4 | 1,515.8 | 1,498.8 | 1,526.8 | 1,516.2 | 1,485.9 | 1,456.2 |
| Non-Motorized Serious Injuries and Fatalities -CMAP | 1,139.4 | 1,115.0 | 1,158.8 | 1,149.0 | 1,182.0 | 1,181.3 | 1,157.6 | 1,134.5 |

1 - Estimated
 2 - 2% reduction in 5-year average

Recommendation

- MPO support IDOT statewide targets
- Unified goal
- Incorporate safety into programming and planning

RTOC/ATTF recommendations

- CMAP's role
 - Programming decisions
 - Safety meetings (annual, quarterly)
 - Local assistance
 - Data delivery



www.cmap.illinois.gov/onto2050
Todd Schmidt
TSchmidt@cmap.Illinois.gov