

# **Chicago Metropolitan Agency for Planning (CMAP)**

## Unified Work Program (UWP) FY20 – Quarter Four Financial Expenditure Report

Fourth Quarter FY 2020 (6/30/2020)

FY 2020 UWP Q4 Expenditure Report (6/30/2020)

| Organization                  | Funding Type | Project  | Federal              | Local Match         | Budget               | Expended to Date     | Previous Expenditure | Expended this Period | Balance             | Percent Expended | Contract Number | Complete (Y/N) |
|-------------------------------|--------------|--|----------------------|---------------------|----------------------|----------------------|----------------------|----------------------|---------------------|------------------|-----------------|----------------|
| <b>CMAP</b>                   | Core         | MPO Activities   | \$ 13,802,398        | \$ 3,450,650        | \$ 17,253,048        | \$ 12,877,081        | \$ 4,512,083         | \$ 4,512,083         | \$ 4,375,967        | 75%              | N/A             | N              |
| <b>City of Chicago (CDOT)</b> | Core         | Transportation Planning and Programming                          | \$ 693,000           | \$ 173,250          | \$ 866,250           | \$ 855,051           | \$ 705,468           | \$ 149,583           | \$ 11,199           | 99%              | C200014         | Y              |
| <b>Council of Mayors</b>      | Core         | Subregional Transportation Planning, Programming, and Management | \$ 1,467,326         | \$ 587,525          | \$ 2,054,851         | \$ 1,911,829         | \$ 908,256           | \$ 1,003,573         | \$ 143,022          | 93%              | C200001-C200010 | Y              |
| <b>CTA</b>                    | Core         | Program Development  | \$ 420,000           | \$ 105,000          | \$ 525,000           | \$ 525,000           | \$ 355,900           | \$ 169,100           | \$ 0                | 100%             | C200011         | Y              |
| <b>Will County</b>            | Core         | Countywide Intelligent Transportation System (ITS) Study         | \$ 240,000           | \$ 60,000           | \$ 300,000           | \$ -                 | \$ -                 | \$ -                 | \$ 300,000          | 0%               | C200018         | N              |
| <b>Metra</b>                  | Core         | Program Development  | \$ 336,000           | \$ 84,000           | \$ 420,000           | \$ 419,867           | \$ 305,665           | \$ 114,202           | \$ 133              | 100%             | C200013         | Y              |
| <b>Pace</b>                   | Core         | Smart Mobility Initiative  | \$ 66,000            | \$ 16,500           | \$ 82,500            | \$ 56,910            | \$ 30,710            | \$ 26,200            | \$ 25,590           | 69%              | C200012         | Y              |
| <b>Pace</b>                   | Core         | TIP Development and Modeling                                     | \$ 60,000            | \$ 15,000           | \$ 75,000            | \$ 35,150            | \$ 28,304            | \$ 6,846             | \$ 39,850           | 47%              | C200012         | Y              |
| <b>CMAP (sub RTA)</b>         | Competitive  | Local Planning Assistance - Community Planning Program           | \$ 433,000           | \$ 108,200          | \$ 541,200           | \$ -                 | \$ -                 | \$ -                 | \$ 541,200          | 0%               | N/A             | N              |
| <b>City of Chicago (CDOT)</b> | Competitive  | Streeterville Transportation Demand Management Plan              | \$ 320,000           | \$ 80,000           | \$ 400,000           | \$ -                 | \$ -                 | \$ -                 | \$ 400,000          | 0%               | C200015         | N              |
| <b>CTA</b>                    | Competitive  | Chicago Bus Priority Network Plan                                | \$ 300,000           | \$ 75,000           | \$ 375,000           | \$ 34,250            | \$ -                 | \$ 34,250            | \$ 340,750          | 9%               | C200016         | N              |
| <b>Total</b>                  |              |  | <b>\$ 18,137,724</b> | <b>\$ 4,755,125</b> | <b>\$ 22,892,849</b> | <b>\$ 16,715,138</b> | <b>\$ 6,846,386</b>  | <b>\$ 6,015,837</b>  | <b>\$ 6,177,712</b> | <b>73%</b>       |                 |                |

Fourth Quarter FY 2020 (6/30/2020)

FY 2019 UWP Q4 Expenditure Report (6/30/2020)

| Organization                  | Funding Type | Project  | Federal       | Local Match  | Budget        | Expended to Date | Previous Expenditure | Expended this Period | Balance      | Percent Expended | Contract Number | Complete (Y/N) |
|-------------------------------|--------------|--|---------------|--------------|---------------|------------------|----------------------|----------------------|--------------|------------------|-----------------|----------------|
| <b>CMAP</b>                   | Core         | MPO Activities   | \$ 13,449,875 | \$ 3,362,462 | \$ 16,812,337 | \$ 16,812,337    | \$ 16,812,337        |                      | \$ -         | 100%             | N/A             | Y              |
| <b>City of Chicago (CDOT)</b> | Core         | Transportation Planning and Programming                                  | \$ 693,000    | \$ 173,250   | \$ 866,250    | \$ 861,230       | \$ 861,230           | \$ -                 | \$ 5,020     | 99%              | C190014         | Y              |
| <b>Council of Mayors</b>      | Core         | Subregional Transportation Planning, Programming, and Management         | \$ 1,467,326  | \$ 587,525   | \$ 2,054,851  | \$ 1,909,668     | \$ 1,909,668         | \$ -                 | \$ 145,183   | 93%              | C190001-C190010 | Y              |
| <b>CTA</b>                    | Core         | Program Development  | \$ 420,000    | \$ 105,000   | \$ 525,000    | \$ 525,000       | \$ 525,000           | \$ -                 | \$ -         | 100%             | C190011         | Y              |
| <b>Cook County</b>            | Core         | Cook County Transit Study  | \$ 250,000    | \$ 62,500    | \$ 312,500    | \$ -             | \$ -                 | \$ -                 | \$ 312,500   | 0%               | C190018         | N              |
| <b>Metra</b>                  | Core         | Program Development  | \$ 336,000    | \$ 84,000    | \$ 420,000    | \$ 419,915       | \$ 419,915           | \$ -                 | \$ 85        | 100%             | C190013         | Y              |
| <b>Pace</b>                   | Core         | TIP Development and Modeling   | \$ 60,000     | \$ 15,000    | \$ 75,000     | \$ 47,445        | \$ 47,445            | \$ -                 | \$ 27,555    | 63%              | C190012         | Y              |
| <b>Pace</b>                   | Core         | Rideshare Services Program   | \$ 66,000     | \$ 16,500    | \$ 82,500     | \$ 82,498        | \$ 82,498            | \$ -                 | \$ 2         | 100%             | C190012         | Y              |
| <b>CMAP (sub RTA)</b>         | Competitive  | Local Planning Assistance - Community Planning Program                   | \$ 472,246    | \$ 118,062   | \$ 590,308    | \$ 177,993       | \$ 61,728            | \$ 116,265           | \$ 412,315   | 30%              | N/A             | N              |
| <b>City of Chicago (CDOT)</b> | Competitive  | Vision Zero South Side   | \$ 104,000    | \$ 26,000    | \$ 130,000    | \$ -             | \$ -                 | \$ -                 | \$ 130,000   | 0%               | C190015         | N              |
| <b>CTA</b>                    | Competitive  | Next Phases - Red and Purple Modernization (RPM) Core Capacity Expansion | \$ 326,800    | \$ 81,700    | \$ 408,500    | \$ -             | \$ -                 | \$ -                 | \$ 408,500   | 0%               | C190019         | N              |
| <b>Metra</b>                  | Competitive  | Origin-Destination Survey  | \$ 302,000.00 | \$ 75,500.00 | \$ 377,500.00 | \$ 377,500.00    | \$ -                 | \$ -                 | \$ -         | 100%             | C190020         | Y              |
| <b>Total</b>                  |              |  | \$ 17,947,247 | \$ 4,707,499 | \$ 22,654,746 | \$ 21,213,586    | \$ 20,719,821        | \$ 116,265           | \$ 1,441,160 | 94%              |                 | N              |

Fourth Quarter FY 2020 (6/30/2020)

FY 2018 UWP Q4 Expenditure Report (6/30/2020)

| Organization           | Funding Type | Project  | Federal              | Local Match         | Budget               | Expended to Date     | Previous Expenditure | Expended this Period | Balance             | Percent Expended | Contract Number | Complete (Y/N) |
|------------------------|--------------|--|----------------------|---------------------|----------------------|----------------------|----------------------|----------------------|---------------------|------------------|-----------------|----------------|
| CMAP                   | Core         | MPO Activities   | \$ 13,420,156        | \$ 3,355,039        | \$ 16,775,195        | \$ 15,358,499        | \$ -                 | \$ -                 | \$ 1,416,696        | 92%              | N/A             | Y              |
| City of Chicago (CDOT) | Core         | Transportation Planning and Programming                          | \$ 660,000           | \$ 165,000          | \$ 825,000           | \$ 825,000           | \$ -                 | \$ -                 | \$ -                | 100%             | C180014         | Y              |
| Council of Mayors      | Core         | Subregional Transportation Planning, Programming, and Management | \$ 1,384,270         | \$ 554,269          | \$ 1,938,539         | \$ 1,787,626         | \$ -                 | \$ -                 | \$ 150,913          | 92%              | C180001-C180010 | Y              |
| CTA                    | Core         | Program Development  | \$ 400,000           | \$ 100,000          | \$ 500,000           | \$ 500,000           | \$ -                 | \$ -                 | \$ -                | 100%             | C180011         | Y              |
| McHenry County         | Core         | Transit Plan Update  | \$ 160,000           | \$ 40,000           | \$ 200,000           | \$ 195,618           | \$ -                 | \$ -                 | \$ 4,382            | 98%              | C180018         | Y              |
| Metra                  | Core         | Program Development  | \$ 320,000           | \$ 80,000           | \$ 400,000           | \$ 398,261           | \$ -                 | \$ -                 | \$ 1,739            | 100%             | C180013         | Y              |
| Pace                   | Core         | TIP Development and Modeling                                     | \$ 60,000            | \$ 15,000           | \$ 75,000            | \$ 62,494            | \$ -                 | \$ -                 | \$ 12,506           | 83%              | C180012         | Y              |
| Pace                   | Core         | Northeastern Illinois Regional Rideshare Services Program        | \$ 60,000            | \$ 15,000           | \$ 75,000            | \$ 57,006            | \$ -                 | \$ -                 | \$ 17,994           | 76%              | C180012         | Y              |
| Pace                   | Competitive  | Pace 2040 Comprehensive Plan Update                              | \$ 200,000           | \$ 50,000           | \$ 250,000           | \$ 250,000           | \$ 136,055           | \$ 113,945           | \$ -                | 100%             | C180019         | Y              |
| RTA                    | Core         | 2018 Regional Strategic Plan Support                             | \$ 80,000.00         | \$ 20,000.00        | \$ 100,000.00        | \$ 63,670.77         | \$ -                 | \$ -                 | \$ 36,329           | 64%              | C180016         | Y              |
| CMAP (sub RTA)         | Competitive  | Local Planning Assistance - Community Planning Program           | \$ 278,400           | \$ 69,600           | \$ 348,000           | \$ 196,457           | \$ 109,616           | \$ 86,841            | \$ 151,543          | 56%              | N/A             | N              |
| City of Chicago (CDOT) | Competitive  | CREATE Program Planning Support - Passenger and Commuter Rail    | \$ 200,000           | \$ 50,000           | \$ 250,000           | \$ 247,502.01        | \$ 175,064           | \$ 72,438            | \$ 2,498            | 99%              | C180015         | N              |
| <b>Total</b>           |              |  | <b>\$ 17,222,826</b> | <b>\$ 4,513,908</b> | <b>\$ 21,736,734</b> | <b>\$ 19,942,134</b> | <b>\$ 420,735</b>    | <b>\$ 273,224</b>    | <b>\$ 1,794,600</b> | <b>92%</b>       |                 | <b>N</b>       |














Fourth Quarter FY 2020 (6/30/2020)

FY 2017 UWP Q4 Expenditure Report (6/30/2020)

| Organization           | Funding Type | Project  | Federal              | Local Match         | Budget               | Expended to Date     | Previous Expenditure | Expended this Period | Balance             | Percent Expended | Contract Number | Complete (Y/N) |
|------------------------|--------------|--|----------------------|---------------------|----------------------|----------------------|----------------------|----------------------|---------------------|------------------|-----------------|----------------|
| CMAP                   | Core         | MPO Activities   | \$ 13,940,394        | \$ 3,485,099        | \$ 17,425,493        | \$ 15,237,014        | \$ -                 | \$ -                 | \$ 2,188,479        | 87%              | N/A             | Y              |
| City of Chicago (CDOT) | Core         | Transportation Planning and Programming                          | \$ 660,000           | \$ 165,000          | \$ 825,000           | \$ 797,343           | \$ -                 | \$ -                 | \$ 27,657           | 97%              | C170014         | Y              |
| Council of Mayors      | Core         | Subregional Transportation Planning, Programming, and Management | \$ 1,384,270         | \$ 554,269          | \$ 1,938,539         | \$ 1,868,018         | \$ -                 | \$ -                 | \$ 70,521           | 96%              | C170001-C170010 | Y              |
| CTA                    | Core         | Program Development  | \$ 400,000           | \$ 100,000          | \$ 500,000           | \$ 500,000           | \$ -                 | \$ -                 | \$ -                | 100%             | C170011         | Y              |
| Lake County            | Core         | Paratransit Market Study   | \$ 200,000           | \$ 50,000           | \$ 250,000           | \$ 249,820           | \$ -                 | \$ -                 | \$ 180              | 100%             | C170018         | Y              |
| Metra                  | Core         | Program Development  | \$ 320,000           | \$ 80,000           | \$ 400,000           | \$ 395,800           | \$ -                 | \$ -                 | \$ 4,200            | 99%              | C170013         | Y              |
| Pace                   | Core         | TIP Development and Modeling                                     | \$ 60,000            | \$ 15,000           | \$ 75,000            | \$ 61,011            | \$ -                 | \$ -                 | \$ 13,989           | 81%              | C180012         | Y              |
| Pace                   | Core         | Rideshare Services Program                                       | \$ 60,000            | \$ 15,000           | \$ 75,000            | \$ 61,012            | \$ -                 | \$ -                 | \$ 13,988           | 81%              | C180012         | Y              |
| RTA                    | Core         | 2018 Regional Strategic Plan Support                             | \$ 80,000            | \$ 20,000           | \$ 100,000           | \$ 100,000           | \$ -                 | \$ -                 | \$ -                | 100%             | C180016         | Y              |
| CMAP (sub RTA)         | Competitive  | Local Planning Assistance - Community Planning Program           | \$ 400,000           | \$ 100,000          | \$ 500,000           | \$ 371,603           | \$ 349,393           | \$ 22,210            | \$ 128,397          | 74%              | N/A             | N              |
| City of Chicago (CDOT) | Competitive  | Multimodal Crash Analysis Study                                  | \$ 197,000           | \$ 49,250           | \$ 246,250           | \$ 246,250           | \$ 241,626           | \$ 4,624             | \$ -                | 100%             | C170017         | Y              |
| CTA                    | Competitive  | South Halsted Corridor Bus Feasibility and Planning Study        | \$ 640,000           | \$ 160,000          | \$ 800,000           | \$ 727,216           | \$ 699,169           | \$ 28,047            | \$ 72,784           | 91%              | C170015         | N              |
| <b>Total</b>           |              |  | <b>\$ 18,341,664</b> | <b>\$ 4,793,618</b> | <b>\$ 23,135,282</b> | <b>\$ 20,615,087</b> | <b>\$ 1,290,188</b>  | <b>\$ 54,881</b>     | <b>\$ 2,520,195</b> | <b>89%</b>       |                 | <b>N</b>       |

**Fourth Quarter FY 2020 (6/30/2020)**

**FY 2016 UWP Q4 Expenditure Report (6/30/2020)**

| Organization                  | Funding Type | Project  | Federal              | Local Match         | Budget               | Expended to Date     | Previous Expenditure | Expended this Period | Balance           | Percent Expended   | Contract Number | Complete (Y/N) |
|-------------------------------|--------------|--|----------------------|---------------------|----------------------|----------------------|----------------------|----------------------|-------------------|--|-----------------|----------------|
| <b>CMAP</b>                   | Core         | MPO Activities   | \$ 12,317,455        | \$ 3,079,364        | \$ 15,396,819        | \$ 15,396,819        | \$ -                 | \$ -                 | \$ -              |  100% | N/A             | Y              |
| <b>City of Chicago (CDOT)</b> | Core         | Transportation Planning and Programming  | \$ 660,000           | \$ 165,000          | \$ 825,000           | \$ 810,447           | \$ -                 | \$ -                 | \$ 14,553         |  98%  | C160014         | Y              |
| <b>Council of Mayors</b>      | Core         | Subregional Transportation Planning, Programming, and Management                 | \$ 1,384,270         | \$ 554,269          | \$ 1,938,539         | \$ 1,858,867         | \$ -                 | \$ -                 | \$ 79,672         |  96%  | C160001-C160010 | Y              |
| <b>CTA</b>                    | Core         | Program Development  | \$ 400,000           | \$ 100,000          | \$ 500,000           | \$ 500,000           | \$ -                 | \$ -                 | \$ -              |  100% | C160011         | Y              |
| <b>County of Kane</b>         | Core         | Long Range Transportation Plan   | \$ 240,000           | \$ 60,000           | \$ 300,000           | \$ 297,134           | \$ -                 | \$ -                 | \$ 2,866          |  99%  | C160018         | Y              |
| <b>Metra</b>                  | Core         | Program Development  | \$ 320,000           | \$ 80,000           | \$ 400,000           | \$ 339,610           | \$ -                 | \$ -                 | \$ 60,390         |  85%  | C160013         | Y              |
| <b>Pace</b>                   | Core         | TIP Development and Modeling   | \$ 60,000            | \$ 15,000           | \$ 75,000            | \$ 75,000            | \$ -                 | \$ -                 | \$ -              |  100% | C160012         | Y              |
| <b>Pace</b>                   | Core         | Rideshare Services Program   | \$ 60,000            | \$ 15,000           | \$ 75,000            | \$ 72,252            | \$ -                 | \$ -                 | \$ 2,748          |  96%  | C160012         | Y              |
| <b>RTA</b>                    | Core         | Regional Transit Strategic Plan Support  | \$ 80,000            | \$ 20,000           | \$ 100,000           | \$ 100,000           | \$ -                 | \$ -                 | \$ -              |  100% | C160016         | Y              |
| <b>CMAP (sub RTA)</b>         | Competitive  | Local Planning Assistance - Community Planning Program                           | \$ 480,000           | \$ 120,000          | \$ 600,000           | \$ 599,580           | \$ -                 | \$ -                 | \$ 420            |  100% | N/A             | Y              |
| <b>City of Chicago (CDOT)</b> | Competitive  | South Lakefront and Museum Campus Access Alternatives and Feasibility Assessment | \$ 336,000           | \$ 84,000           | \$ 420,000           | \$ 420,000           | \$ 158,091           | \$ 261,909           | \$ -              |  100% | C160017         | Y              |
| <b>CTA</b>                    | Competitive  | Expand Brown Line Core Capacity  | \$ 420,000           | \$ 105,000          | \$ 525,000           | \$ 499,136           | \$ -                 | \$ -                 | \$ 25,864         |  95%  | C160015         | Y              |
| <b>Total</b>                  |              |  | <b>\$ 16,757,725</b> | <b>\$ 4,397,633</b> | <b>\$ 21,155,358</b> | <b>\$ 20,968,844</b> | <b>\$ 158,091</b>    | <b>\$ 261,909</b>    | <b>\$ 186,514</b> |  99%  |                 | <b>Y</b>       |