




# CMAP analysis of essential worker demographics

- Stephanie Levine
- Associate Policy Analyst



# Essential workers

- Stay at home order, effective March 21
- Essential workers and businesses include, but not limited to:
  - First response
  - Healthcare
  - Grocery stores
  - Food production and distribution
  - Construction
  - Building maintenance and management
  - Utilities
  - Hardware and supply stores
  - Mail
  - Delivery services
  - Transportation and transit
  - Homecare and residential facilities
  - Plumbers and electricians
  - Cleaning and janitorial staff



CORONAVIRUS

## People of color, women shoulder front-line work during pandemic

"What is important about this pandemic is that it has shined a spotlight on workers who have always been essential but before this were invisible."

POLITICS / CORONAVIRUS

# New York City's Coronavirus Essential Workers Are Overwhelmingly People Of Color

"We're telling you that no one should be out here because it's dangerous, but we're sending you out there and we're not giving out any masks."



**Kadia Goba**  
BuzzFeed News Reporter



Reporting From  
**Washington, DC**

Last updated on April 22, 2020, at 11:46 a.m. ET  
Posted on April 21, 2020, at 3:41 p.m. ET

Tweet Share Copy



## BAY AREA'S ESSENTIAL WORKERS ARE DISPROPORTIONATELY PEOPLE OF COLOR, WOMEN AND IMMIGRANTS, NEW STUDY FINDS

MAY 13, 2020 | [SAN FRANCISCO FOUNDATION](#) SHARE:

### CORONAVIRUS IN TEXAS

# Texas' front-line workers in the pandemic are predominantly women and people of color, analysis finds

Sixty-two percent of front-line workers in the 11 Texas cities with the the largest populations of front-line workers are women, compared with 48% of all workers there, the analysis shows.

BY **SHANNON NAJMABADI** MAY 1, 2020 2 AM


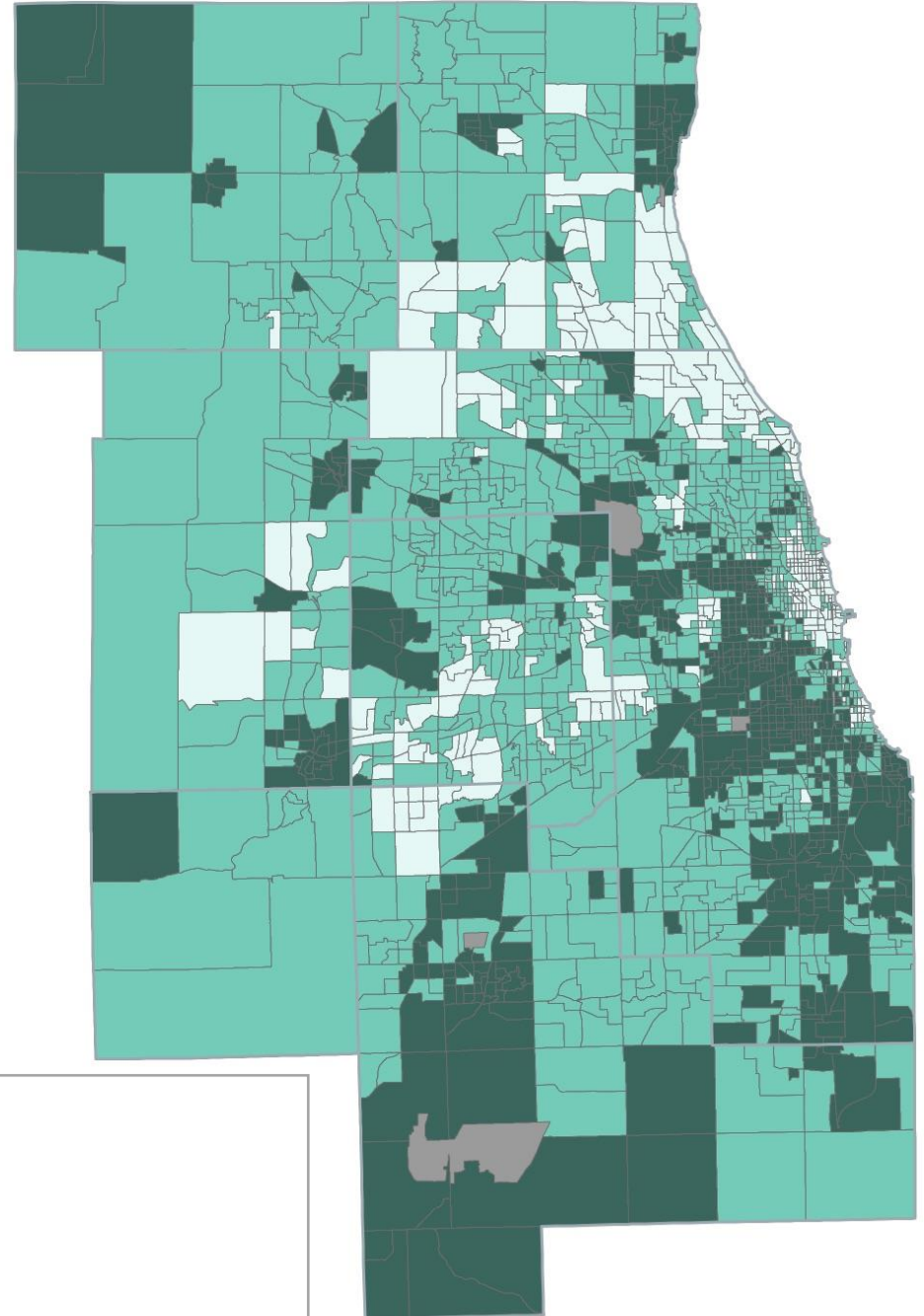
---

## Percent of residents who work in essential operations or businesses, by census tract

- 0-24.99%
- 25-49.99%
- 50% or more

Note: Workers employed in operations and by businesses identified as essential in Executive Order 20-10 are exempt from the Governor's stay-at-home order.

Source: Chicago Metropolitan Agency for Planning analysis of American Community Survey data, five-year estimates, 2014-2018, and State of Illinois Executive Order 20-10.



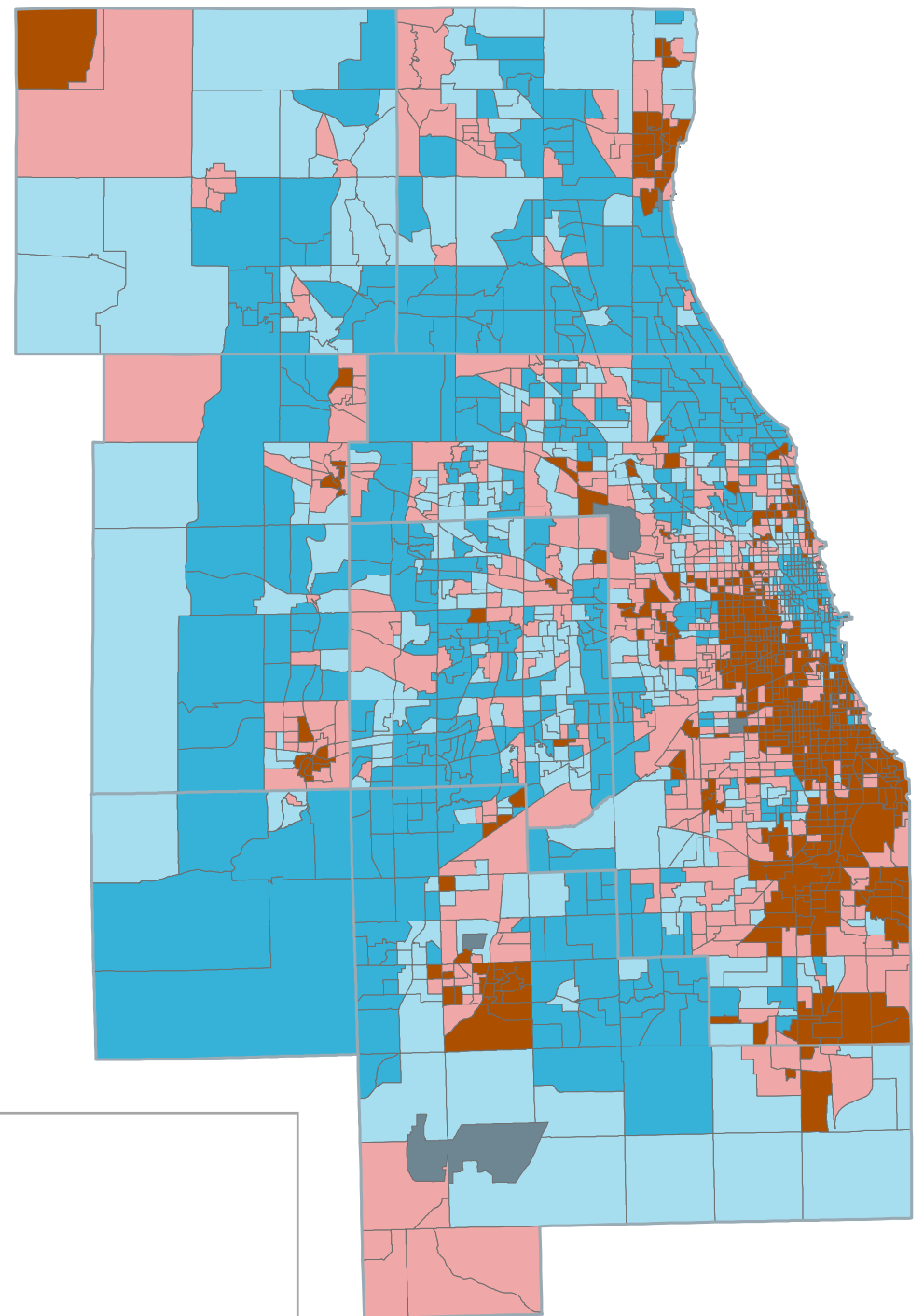
---

## Household income relative to the regional median, by census tract

- 30% or more above
- 0-30% above
- 0-30% below
- 30% or more below

Note: Regional median household income is approximately \$70,500.

Source: Chicago Metropolitan Agency for Planning analysis of American Community Survey data, five-year estimates, 2014-2018.

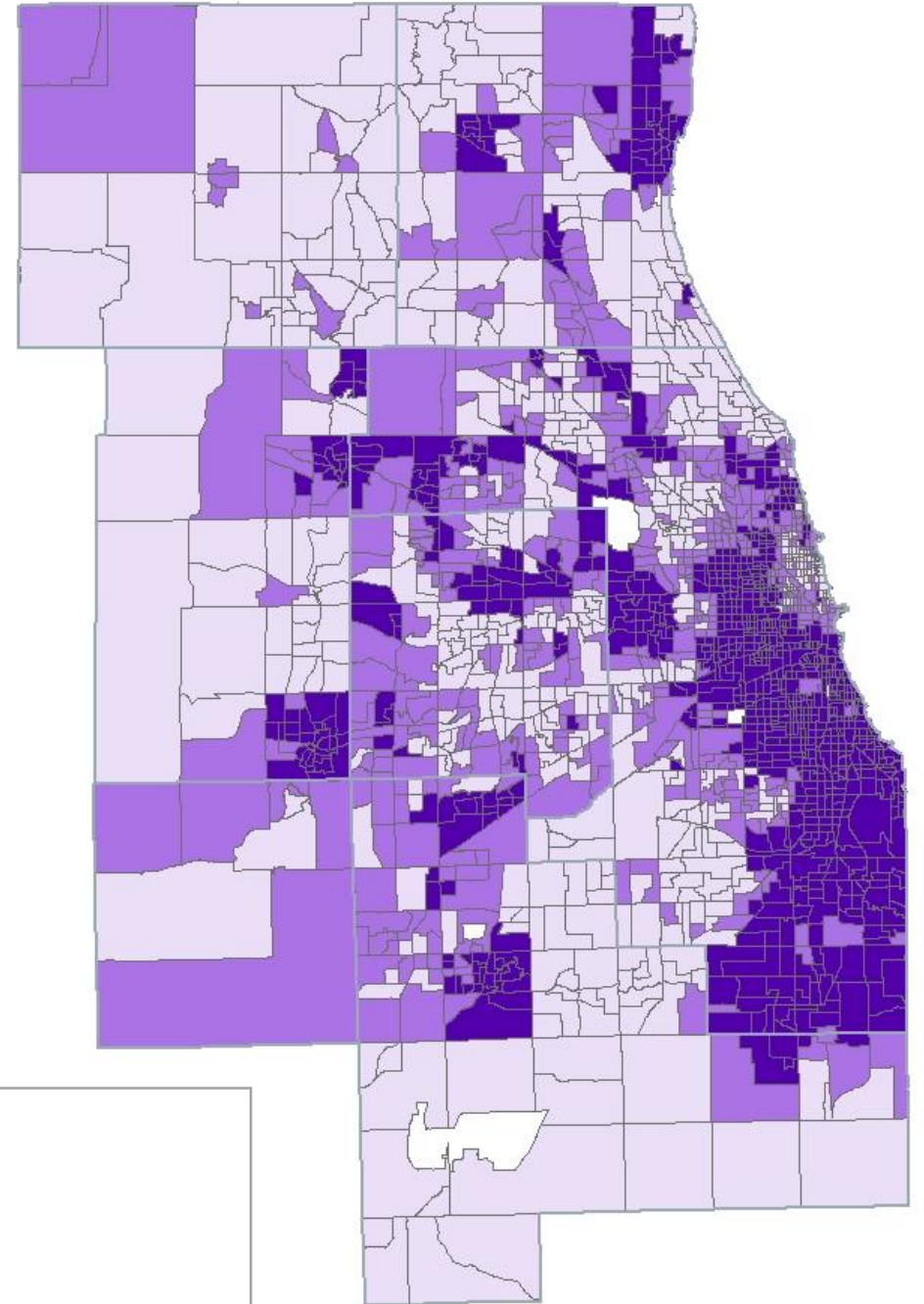


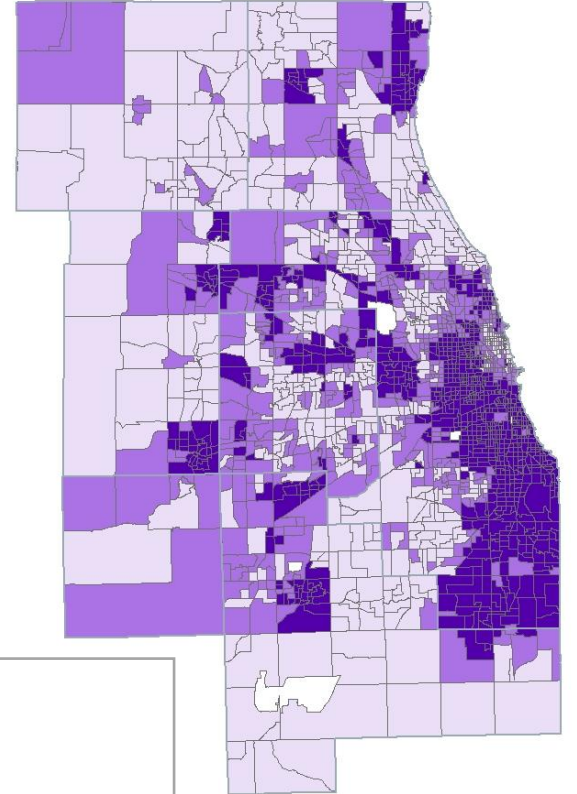
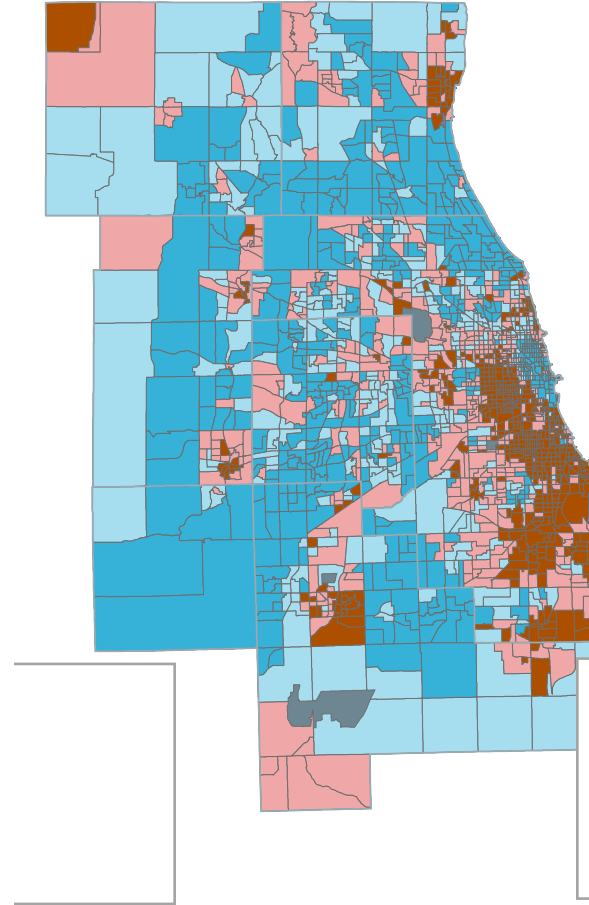
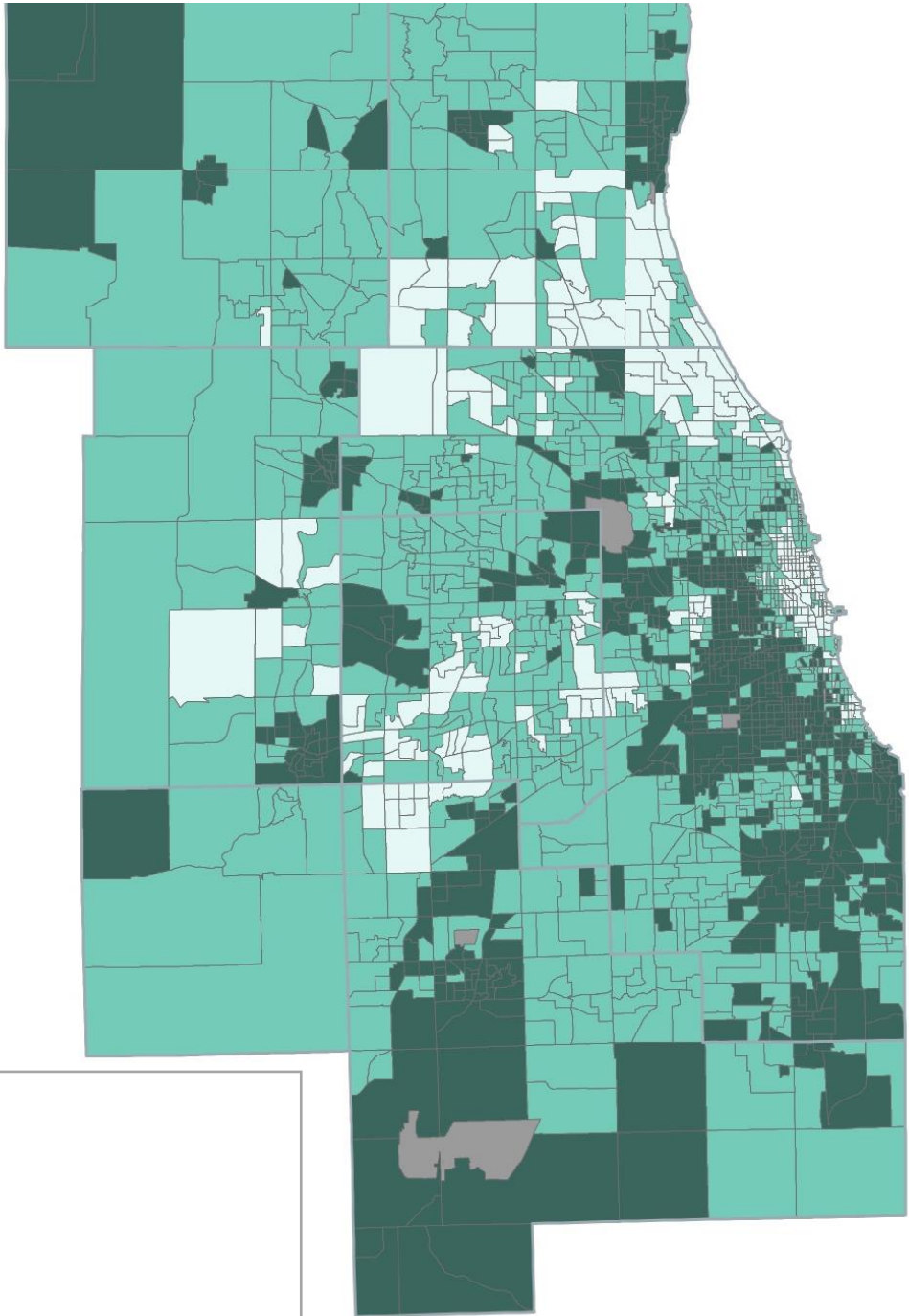
---

## Percent workers of color, by census tract

- 0-24.99%
- 25-49.99%
- 50% or more

Source: Chicago Metropolitan Agency  
for Planning analysis of American  
Community Survey data, five-year  
estimates, 2014-2018, and State of  
Illinois Executive Order 20-10.





# Next steps

- Deeper dive into specific occupation categories
- Better our understanding of transit dependence and transit use throughout the different phases of the crisis
- Help employees return to work in other industries



**[www.cmap.illinois.gov](http://www.cmap.illinois.gov)**

**Stephanie Levine**  
**[slevine@cmap.illinois.gov](mailto:slevine@cmap.illinois.gov)**