


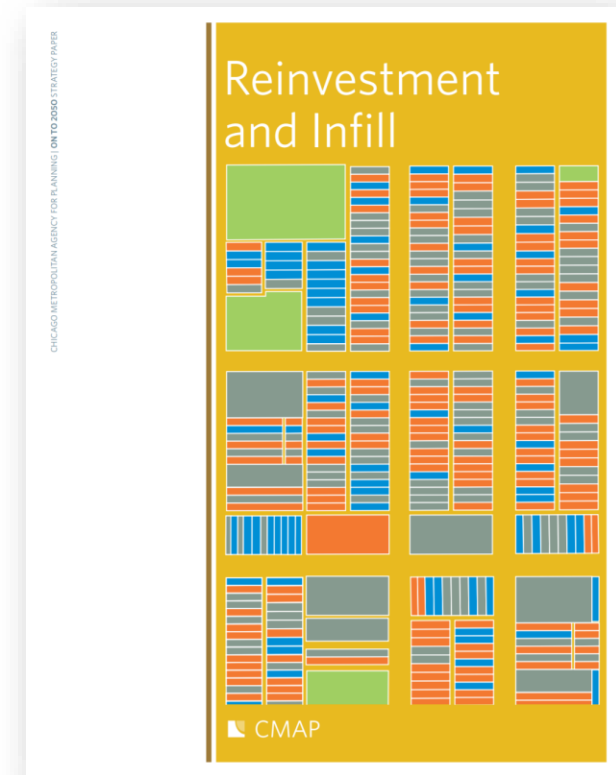



Identifying policy solutions for disinvestment

December 8, 2020



Project background





ON TO 2050 recommendations:

- Invest in disinvested areas
- Target infill, infrastructure, and natural area investments

Geography of disinvestment in the region



Employment centers

Hatched areas indicate centers of high employment, such as the Loop, Schaumburg, or Oak Brook. These areas contain approximately half of the region's jobs.



Disinvested areas

The blue areas represent parts of our region that have experienced a persistent, long-term lack of market investment leading to declining property values, low tax receipts, and shrinking employment.



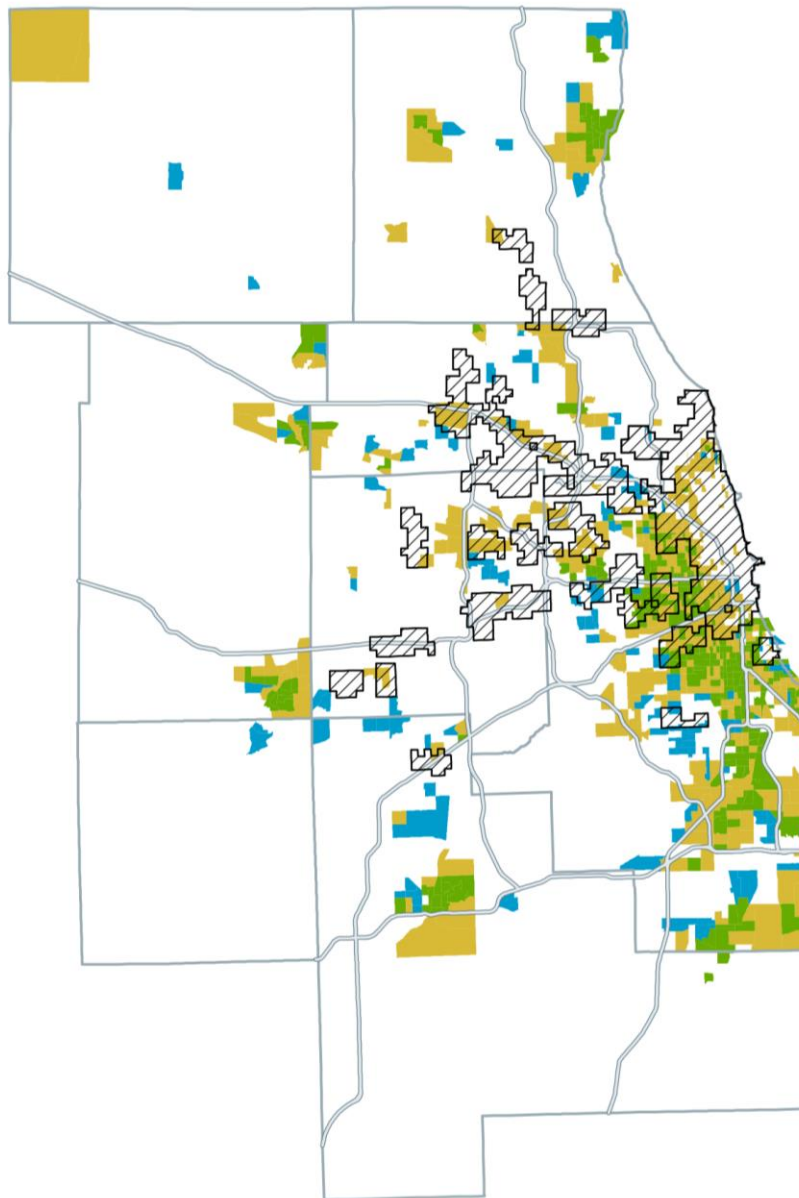
Economically disconnected areas (EDAs)

Yellow areas indicate places with a concentration of low income residents and either minority residents or residents with limited proficiency in English.



Areas that are both disinvested and economically disconnected

The green areas represent parts of our region that have both a persistent, long-term lack of market investment and are EDAs. These areas are a focus of ON TO 2050.



Project goals

Assess the conditions and drivers of disinvestment in northeastern Illinois; use a racial equity lens and understanding the challenge as a structural problem

Develop policy recommendations to intervene in cycles of disinvestment through targeted programs and prioritized investment

**What is our
approach?**

Current project framing

Disinvestment is one possible result of a dynamic system of reinforcing fiscal, physical, and economic cycles

Disinvestment is intrinsically tied to historic and present-day systemic racism

Despite these challenges, communities experiencing disinvestment have numerous assets

Planned analyses

- Vacancy rates
- Business lending
- Residential lending
- Transportation spending
- Fiscal health

Policy development

Identify intervention points to spur equitable reinvestment

Strengthen existing relationships and tap into work already underway to pursue policy change in this space

Expect to produce policy recommendations in FY2022;
countering disinvestment is an ongoing CMAP work stream

Next steps and discussion

Discussion

How does disinvestment show up in your community or impact your work?

Are there particular aspects of this problem where it's more important for CMAP to study and recommend solutions?

Who else should CMAP be talking to?



Matthew Stern
mstern@cmmap.illinois.gov