

HUMAN SERVICE TRANSPORTATION PLAN

February 2021

A large graphic on the right side of the page features a blue-tinted image of the Chicago skyline, including the Willis Tower. Below the skyline, a Metra train and a bus are shown, with the text 'MOVING YOU' overlaid in large white letters. The entire graphic is reflected below it.

MOVING YOU

HUMAN SERVICES TRANSPORTATION PLAN (HSTP)

Identifies critical transportation needs for:

- Older adults
- Individuals with disabilities
- People with low incomes


Recommends goals, strategies/projects

- To address needs and gaps
- To help people access their community with independence

Includes public/stakeholder engagement



WHY DO WE HAVE AN HSTP?



- A Public Transit-Human Services Coordination Plan is required for funding through the FTA Section 5310 grant program
- RTA's Human Services Transportation (Coordination) Plan (HSTP) is updated periodically

SECTION 5310 PROGRAM

- FTA funding assistance for public transportation projects that focus on enhancing mobility for seniors and individuals with disabilities.
- Co-designated recipient with IDOT for NE IL
- RTA administers funding for operating, mobility management and administration projects



TIMELINE

April 2020

- Stakeholder engagement
- Inventory Services
- Demographic Analysis
- Identify Needs & Gaps

July 2020

- Draft Goals and Strategies
- Prioritize with Project Advisory Committee
- Revise policies
- Provide draft report

January 2021

- Draft Final Plan complete
- Public comment period
- RTA Approval

PROJECT ADVISORY COMMITTEE

- AID
- AIM
- Access Living
- Area Agency on Aging
- City of Chicago
- City of Naperville
- Clearbrook
- CMAP
- CNT
- CTF Illinois
- Cook County
- CTA
- DuPage County
- Disability Resource Center
- Easter Seals
- IDOT
- Kane County
- Kendall County
- Lake County
- Little City
- Lyft
- McHenry County
- Metra
- Misericordia
- MPC
- Pace
- Progress Center for Independent Living
- Ray Graham
- Senior Services
- Voluntary Action Center
- TMA Lake Cook
- Will County

STAKEHOLDER AND PUBLIC INPUT

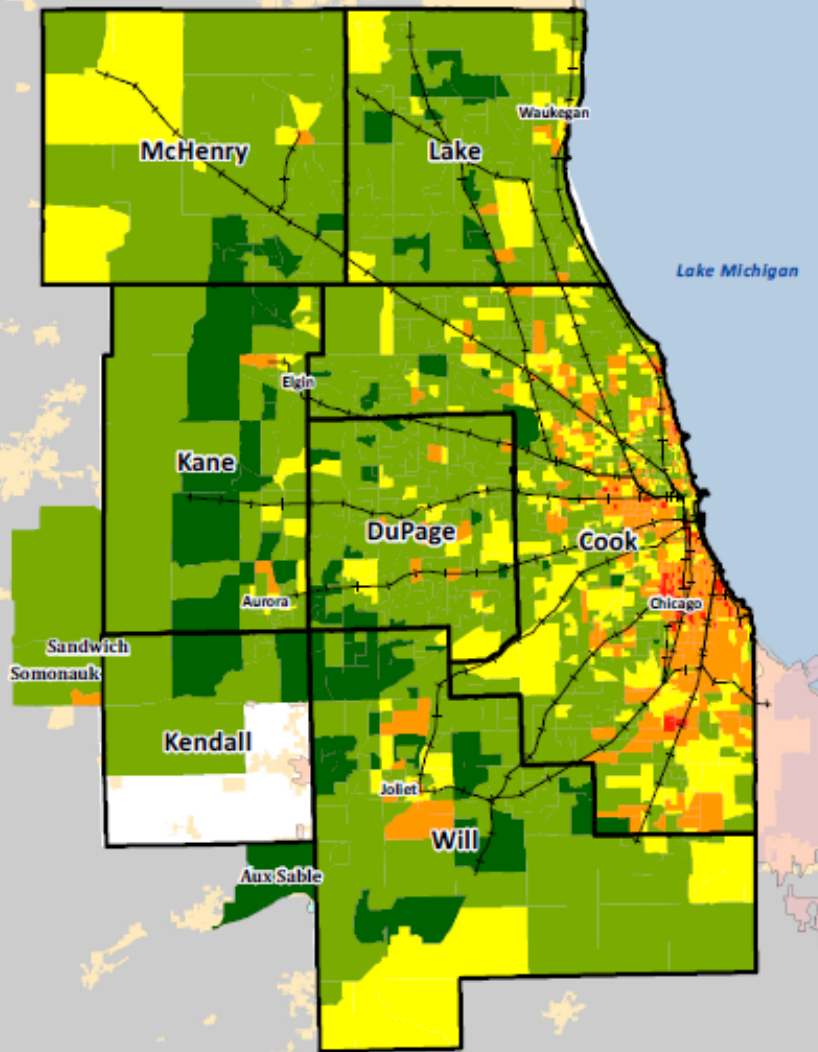
- 40+ Key Stakeholder Interviews
 - Transportation providers
 - Govt. representatives
 - Human Service agency program coordinators
 - Advocates
- 349 Public Surveys
 - 24% mobility limited
 - 22% age 60+
- 181 driver surveys
- 35 health and economic organization surveys
- Project Advisory Committee Meetings (4)

STAKEHOLDER AND PUBLIC INPUT

- Virtual focus groups
 - Two meetings in each suburban county, one meeting in Cook, and two regional meetings
 - 13 meetings with 131 attendees, average 10 per meeting
 - Topics included Mobility Needs, and Medical/Wellness Needs
 - Drilled down into Needs & Challenges, and Potential Solutions

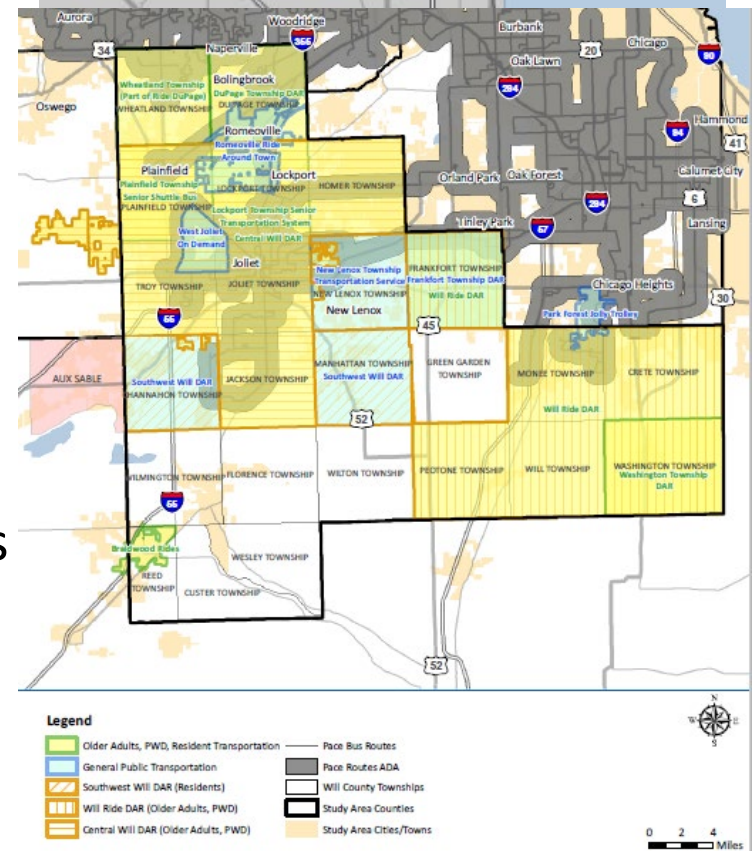
DEMOGRAPHIC ANALYSIS

- Propensity for transit use developed from senior and poverty rates
- Population, employment and income forecasts
- Veteran, minority and disability incidence by County
- Indicators of higher need for public transit and human service transportation



SERVICE INVENTORY

- Geographic coverage & analysis of gaps
- Weekday, evening, and weekend service availability
- Variety of regional/municipal services by type to support diverse riders
- Agency overlap and ability to share service features or consolidate functions



EXISTING AND EMERGING MOBILITY NEEDS AND SERVICE GAPS

| Area | High Priority for Coordinated Transportation | Moderate Priority for Coordinated Transportation | Low Priority for Coordinated Transportation |
|---|--|--|---|
| 1. Pace/Township Co-Sponsored Service | <u>59%</u> | 41% | 0% |
| 2. Pace-Sponsored Communications | 29% | <u>59%</u> | 12% |
| 3. Municipal-Sponsored Services | 24% | <u>65%</u> | 12% |
| 4. Travel Training Challenges | 24% | <u>47%</u> | 29% |
| 5. Information Challenges | 41% | <u>47%</u> | 12% |
| 6. Unserved/Underserved Areas/Populations | <u>76%</u> | 24% | 0% |
| 7. HSA Client Transportation Programs | <u>53%</u> | 35% | 12% |

RECOMMENDED GOALS AND STRATEGIES TO MEET NEEDS

1. Establish mobility management and travel training networks
2. Expand service areas and hours
3. Coordinate fare media and implement capped fares for certain trips
4. Coordinate volunteer driver support programs
5. Improve access to suburban jobs for residents with low incomes
6. Expand consolidated vehicle procurement types
7. Explore collaboration/consolidation of similar services
8. Establish a regional 1 call/1 click service
9. Create an accessibility infrastructure database

IMPLEMENTATION

- Regional document that includes many implementors
- RTA's applicable tool is the Section 5310 Program
- Call for Projects will focus implementing recommendations from the HSTP, as appropriate:
#1, #2, #7

SECTION 5310 CALL FOR PROJECTS



- FY2020-2021
- Combined two-year cycle
- \$9,511,506 funding available
- Call opens March 22
- Applications due April 22
- Board approval in August

QUESTIONS?

Heather Mullins, AICP

Division Manager, Local Planning and Program Management
Regional Transportation Authority

312-913-3244

mullinsh@rtachicago.org

STAY CONNECTED



RTAChicago.org



[RTA “Ride On.” Blog - RideOnRTAChicago.com](https://RideOnRTAChicago.com)



Facebook.com/ChicagoRTA



[@RTA_Chicago](https://twitter.com/RTA_Chicago)



[@RTA_Chicago](https://www.instagram.com/RTA_Chicago)



Youtube.com/RTAChicagoland