

Addison

2019 municipal emissions summary

This local emissions summary was developed as part of the 2019 greenhouse gas emissions inventory for northeastern Illinois. The summary is not an exhaustive inventory but captures greenhouse gas emissions from most major sources. It is intended to help decision makers understand key emissions sources and provide communities with the information needed to begin developing emissions reduction plans. For more details on the methods and data sources used to prepare the summary, please refer to the [local emissions summaries methodology](#).

Community characteristics

Population	35,702
Jobs (full- and part-time)	23,468
Median household income	\$67,337
Share of owner-occupied housing units	66%
Land area (acres)	6,394
Tree coverage*	21%
Impervious surfaces*	56%
Greenest region compact member	Yes

*percent of land area

Emissions summary

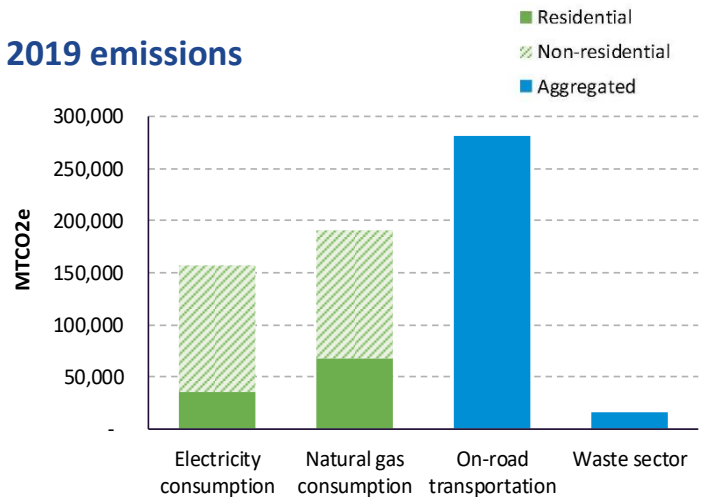


2019 emissions summary (MTCO₂e)

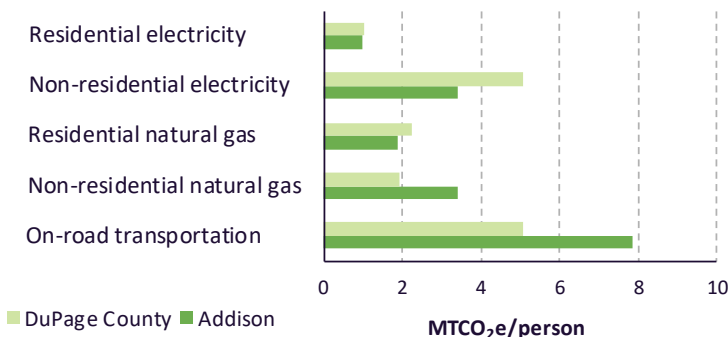
Residential electricity	35,115
Non-residential electricity	122,204
Residential natural gas	67,805
Non-residential natural gas	122,342
On-road transportation	280,964
Waste sector	15,497

MTCO₂e = metric tons of carbon dioxide equivalent

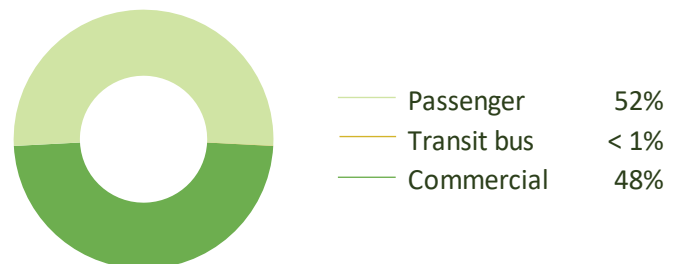
2019 emissions



2019 per capita emissions



On-road transportation emissions breakout



Energy characteristics



2019 energy consumption

Residential electricity (kWh)	90,262,522
Non-residential electricity (kWh)	314,121,352
Residential natural gas (MMBtu)	1,276,588
Non-residential natural gas (MMBtu)	2,303,366

kWh = kilowatt hours; MMBtu = million British thermal unit

Renewable energy information

Solar potential (megawatts)	368
SolSmart designation	NA

Data not available for all municipalities

2019 per capita energy consumption

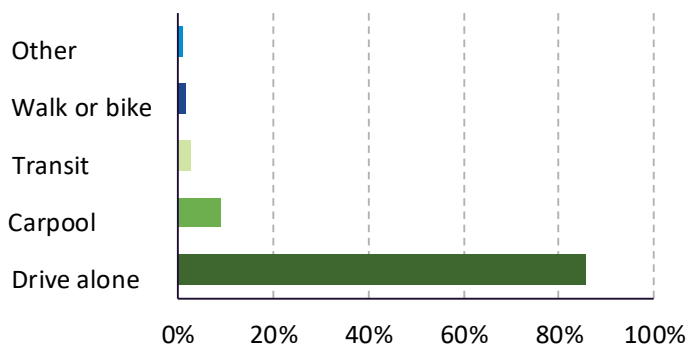
	Addison	DuPage County	CMAP Region
Residential electricity (kWh/person)	2,528	2,609	2,844
Non-residential electricity (kWh/person)	8,798	13,091	7,279
Residential natural gas (MMBtu/person)	36	42	38
Non-residential natural gas (MMBtu/person)	65	36	38

kWh = kilowatt hours; MMBtu = million British thermal unit

Transportation characteristics



Mode of travel to work



Electric vehicle information

Electric vehicles	0
Public charging stations: level 2	4
Public charging stations: DC fast	0
Public charging stations: total	4

Transportation details

	Addison	DuPage County	CMAP Region
Vehicles per household	2.3	2.7	2.0
Electric vehicles (% of passenger vehicles)	0.0%	0.4%	0.2%
Share of residents with at least moderate walkability	53%	40%	64%
Share of residents with at least moderate transit access	49%	66%	74%
Residential vehicle miles traveled (per household)	20,414	20,878	17,165

Data are not available for all municipalities