

# Burnham

## 2019 municipal emissions summary

This local emissions summary was developed as part of the 2019 greenhouse gas emissions inventory for northeastern Illinois. The summary is not an exhaustive inventory but captures greenhouse gas emissions from most major sources. It is intended to help decision makers understand key emissions sources and provide communities with the information needed to begin developing emissions reduction plans. For more details on the methods and data sources used to prepare the summary, please refer to the [local emissions summaries methodology](#).

## Community characteristics

Population	4,046
Jobs (full- and part-time)	641
Median household income	\$46,394
Share of owner-occupied housing units	62%
Land area (acres)	1,241
Tree coverage*	22%
Impervious surfaces*	34%
Greenest region compact member	No

\*percent of land area

## Emissions summary

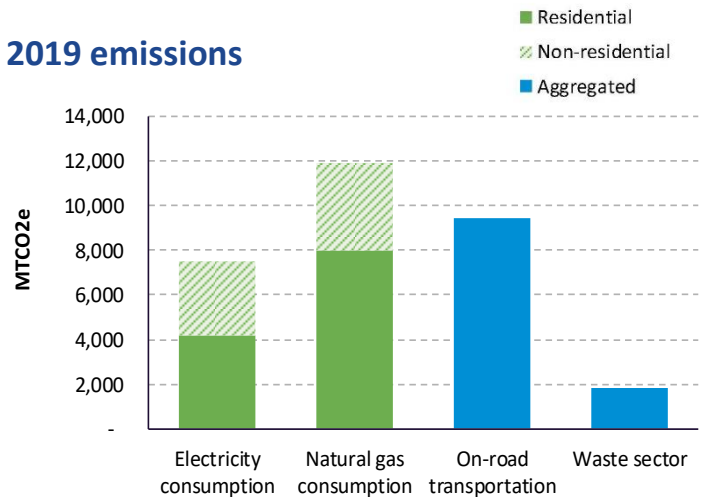


### 2019 emissions summary (MTCO<sub>2</sub>e)

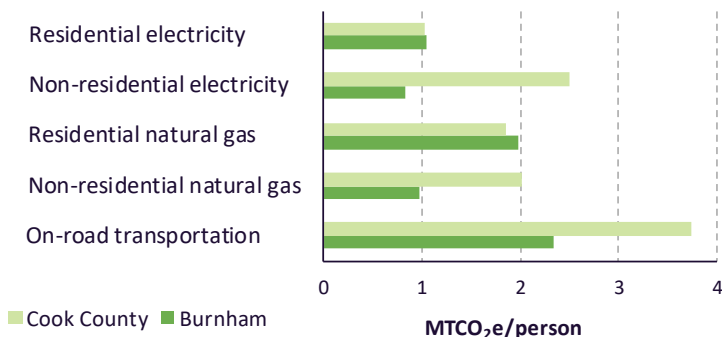
Residential electricity	4,194
Non-residential electricity	3,323
Residential natural gas	8,001
Non-residential natural gas	3,920
On-road transportation	9,473
Waste sector	1,842

MTCO<sub>2</sub>e = metric tons of carbon dioxide equivalent

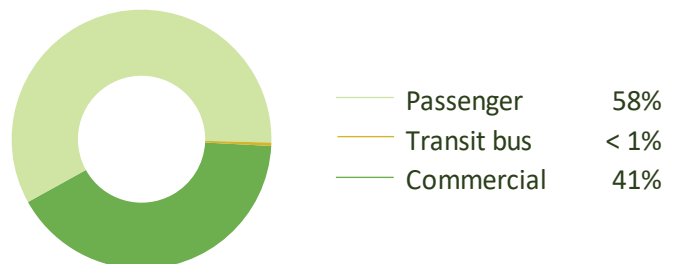
### 2019 emissions



### 2019 per capita emissions



### On-road transportation emissions breakout



## Energy characteristics



### 2019 energy consumption

Residential electricity (kWh)	<b>10,779,666</b>
Non-residential electricity (kWh)	<b>8,541,917</b>
Residential natural gas (MMBtu)	<b>150,630</b>
Non-residential natural gas (MMBtu)	<b>73,811</b>

kWh = kilowatt hours; MMBtu = million British thermal unit

### Renewable energy information

Solar potential (megawatts)	<b>8</b>
SolSmart designation	<b>NA</b>

Data not available for all municipalities

### 2019 per capita energy consumption

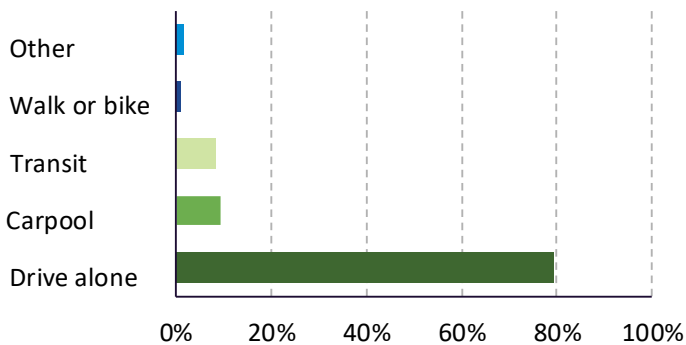
	Burnham	Cook County	CMAP Region
Residential electricity (kWh/person)	2,664	2,614	2,844
Non-residential electricity (kWh/person)	2,111	6,417	7,279
Residential natural gas (MMBtu/person)	37	35	38
Non-residential natural gas (MMBtu/person)	18	38	38

kWh = kilowatt hours; MMBtu = million British thermal unit

## Transportation characteristics



### Mode of travel to work



### Electric vehicle information

Electric vehicles	<b>1</b>
Public charging stations: level 2	<b>0</b>
Public charging stations: DC fast	<b>0</b>
Public charging stations: total	<b>0</b>

### Transportation details

	Burnham	Cook County	CMAP Region
Vehicles per household	1.5	1.7	2.0
Electric vehicles (% of passenger vehicles)	0.0%	0.2%	0.2%
Share of residents with at least moderate walkability	33%	85%	64%
Share of residents with at least moderate transit access	58%	92%	74%
Residential vehicle miles traveled (per household)	19,742	14,123	17,165

Data are not available for all municipalities