

# Calumet Park

## 2019 municipal emissions summary

This local emissions summary was developed as part of the 2019 greenhouse gas emissions inventory for northeastern Illinois. The summary is not an exhaustive inventory but captures greenhouse gas emissions from most major sources. It is intended to help decision makers understand key emissions sources and provide communities with the information needed to begin developing emissions reduction plans. For more details on the methods and data sources used to prepare the summary, please refer to the [local emissions summaries methodology](#).

## Community characteristics

|                                       |          |
|---------------------------------------|----------|
| Population                            | 7,025    |
| Jobs (full- and part-time)            | 970      |
| Median household income               | \$48,092 |
| Share of owner-occupied housing units | 62%      |
| Land area (acres)                     | 735      |
| Tree coverage*                        | 17%      |
| Impervious surfaces*                  | 63%      |
| Greenest region compact member        | No       |

\*percent of land area

## Emissions summary

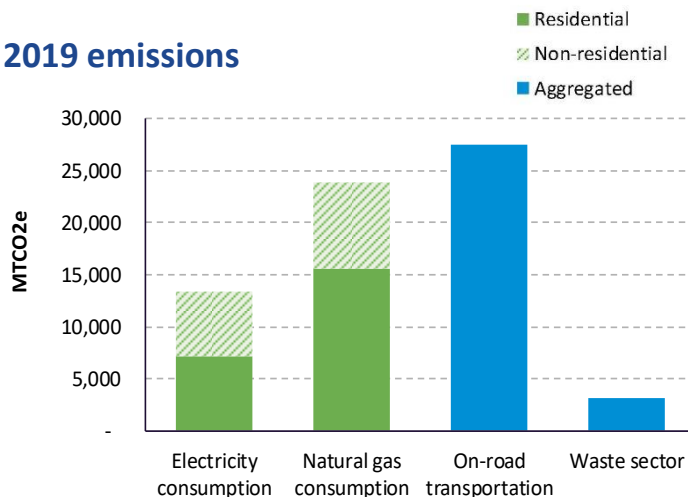


### 2019 emissions summary (MTCO<sub>2</sub>e)

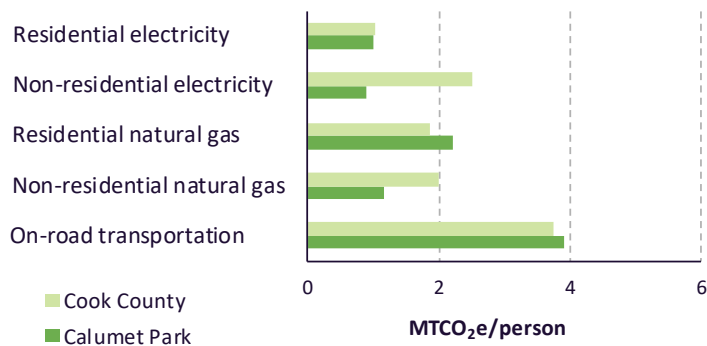
|                             |        |
|-----------------------------|--------|
| Residential electricity     | 7,119  |
| Non-residential electricity | 6,245  |
| Residential natural gas     | 15,607 |
| Non-residential natural gas | 8,213  |
| On-road transportation      | 27,445 |
| Waste sector                | 3,197  |

MTCO<sub>2</sub>e = metric tons of carbon dioxide equivalent

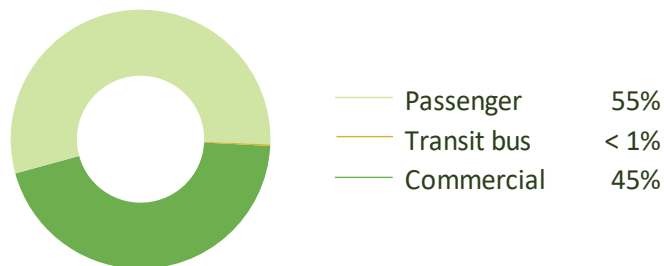
### 2019 emissions



### 2019 per capita emissions



### On-road transportation emissions breakout



## Energy characteristics



### 2019 energy consumption

|                                     |            |
|-------------------------------------|------------|
| Residential electricity (kWh)       | 18,299,808 |
| Non-residential electricity (kWh)   | 16,053,448 |
| Residential natural gas (MMBtu)     | 293,832    |
| Non-residential natural gas (MMBtu) | 154,636    |

kWh = kilowatt hours; MMBtu = million British thermal unit

### Renewable energy information

|                             |    |
|-----------------------------|----|
| Solar potential (megawatts) | 20 |
| SolSmart designation        | NA |

Data not available for all municipalities

### 2019 per capita energy consumption

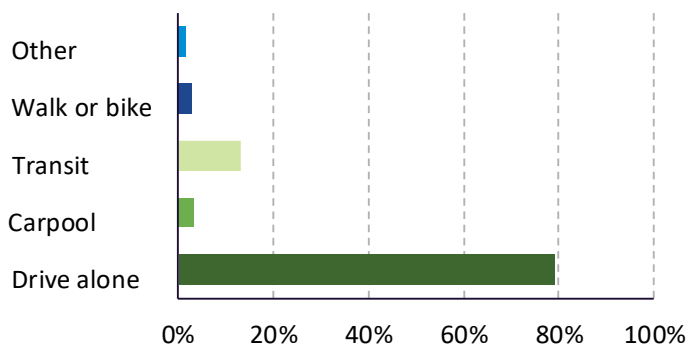
|  | Calumet Park | Cook County | CMAP Region |
|--|--------------|-------------|-------------|
| Residential electricity (kWh/person)       | 2,605        | 2,614       | 2,844       |
| Non-residential electricity (kWh/person)   | 2,285        | 6,417       | 7,279       |
| Residential natural gas (MMBtu/person)     | 42           | 35          | 38          |
| Non-residential natural gas (MMBtu/person) | 22           | 38          | 38          |

kWh = kilowatt hours; MMBtu = million British thermal unit

## Transportation characteristics



### Mode of travel to work



### Electric vehicle information

|                                   |   |
|-----------------------------------|---|
| Electric vehicles                 | 0 |
| Public charging stations: level 2 | 0 |
| Public charging stations: DC fast | 0 |
| Public charging stations: total   | 0 |

### Transportation details

|  | Calumet Park | Cook County | CMAP Region |
|--|--------------|-------------|-------------|
| Vehicles per household                                   | 1.4          | 1.7         | 2.0         |
| Electric vehicles (% of passenger vehicles)              | 0.0%         | 0.2%        | 0.2%        |
| Share of residents with at least moderate walkability    | 100%         | 85%         | 64%         |
| Share of residents with at least moderate transit access | 100%         | 92%         | 74%         |
| Residential vehicle miles traveled (per household)       | 18,826       | 14,123      | 17,165      |

Data are not available for all municipalities