

Country Club Hills

2019 municipal emissions summary

This local emissions summary was developed as part of the 2019 greenhouse gas emissions inventory for northeastern Illinois. The summary is not an exhaustive inventory but captures greenhouse gas emissions from most major sources. It is intended to help decision makers understand key emissions sources and provide communities with the information needed to begin developing emissions reduction plans. For more details on the methods and data sources used to prepare the summary, please refer to the [local emissions summaries methodology](#).

Community characteristics

| | |
|---------------------------------------|----------|
| Population | 16,775 |
| Jobs (full- and part-time) | 1,884 |
| Median household income | \$61,982 |
| Share of owner-occupied housing units | 80% |
| Land area (acres) | 3,101 |
| Tree coverage* | 20% |
| Impervious surfaces* | 43% |
| Greenest region compact member | No |

*percent of land area

Emissions summary

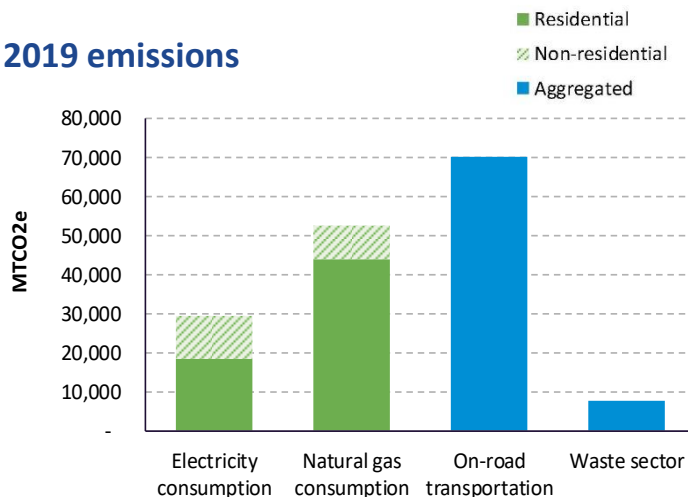


2019 emissions summary (MTCO₂e)

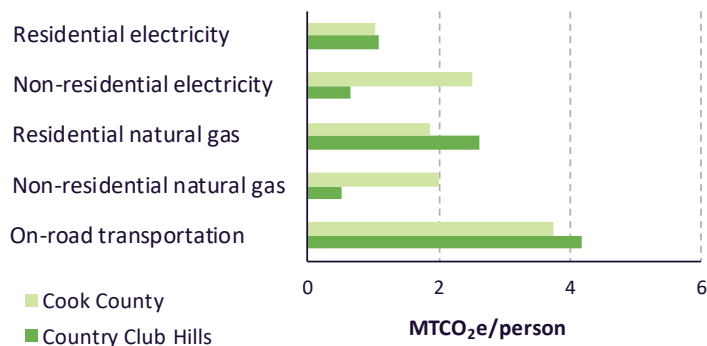
| | |
|-----------------------------|--------|
| Residential electricity | 18,359 |
| Non-residential electricity | 11,105 |
| Residential natural gas | 44,015 |
| Non-residential natural gas | 8,518 |
| On-road transportation | 70,275 |
| Waste sector | 7,635 |

MTCO₂e = metric tons of carbon dioxide equivalent

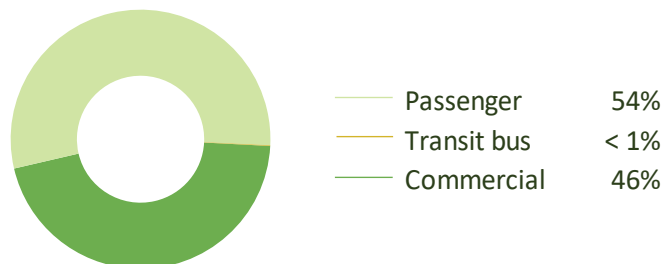
2019 emissions



2019 per capita emissions



On-road transportation emissions breakout



Energy characteristics



2019 energy consumption

| | |
|-------------------------------------|------------|
| Residential electricity (kWh) | 47,190,742 |
| Non-residential electricity (kWh) | 28,544,115 |
| Residential natural gas (MMBtu) | 828,685 |
| Non-residential natural gas (MMBtu) | 160,368 |

kWh = kilowatt hours; MMBtu = million British thermal unit

Renewable energy information

| | |
|-----------------------------|----|
| Solar potential (megawatts) | 52 |
| SolSmart designation | NA |

Data not available for all municipalities

2019 per capita energy consumption

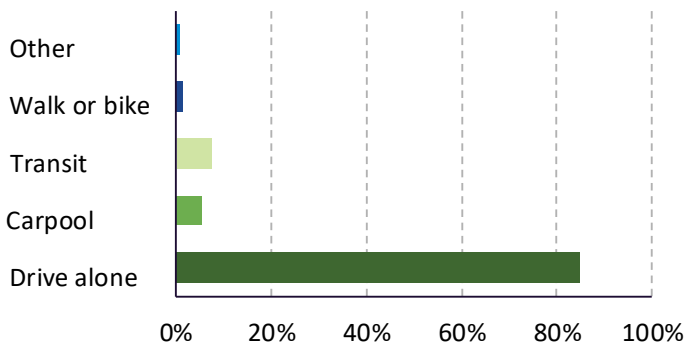
| | Country Club Hills | Cook County | CMAP Region |
|--|--------------------|-------------|-------------|
| Residential electricity (kWh/person) | 2,813 | 2,614 | 2,844 |
| Non-residential electricity (kWh/person) | 1,702 | 6,417 | 7,279 |
| Residential natural gas (MMBtu/person) | 49 | 35 | 38 |
| Non-residential natural gas (MMBtu/person) | 10 | 38 | 38 |

kWh = kilowatt hours; MMBtu = million British thermal unit

Transportation characteristics



Mode of travel to work



Electric vehicle information

| | |
|-----------------------------------|---|
| Electric vehicles | 9 |
| Public charging stations: level 2 | 0 |
| Public charging stations: DC fast | 8 |
| Public charging stations: total | 8 |

Transportation details

| | Country Club Hills | Cook County | CMAP Region |
|--|--------------------|-------------|-------------|
| Vehicles per household | 2.1 | 1.7 | 2.0 |
| Electric vehicles (% of passenger vehicles) | 0.1% | 0.2% | 0.2% |
| Share of residents with at least moderate walkability | 17% | 85% | 64% |
| Share of residents with at least moderate transit access | 52% | 92% | 74% |
| Residential vehicle miles traveled (per household) | 24,176 | 14,123 | 17,165 |

Data are not available for all municipalities