

# Dolton

## 2019 municipal emissions summary

This local emissions summary was developed as part of the 2019 greenhouse gas emissions inventory for northeastern Illinois. The summary is not an exhaustive inventory but captures greenhouse gas emissions from most major sources. It is intended to help decision makers understand key emissions sources and provide communities with the information needed to begin developing emissions reduction plans. For more details on the methods and data sources used to prepare the summary, please refer to the [local emissions summaries methodology](#).

## Community characteristics

Population	21,426
Jobs (full- and part-time)	2,796
Median household income	\$46,614
Share of owner-occupied housing units	66%
Land area (acres)	2,999
Tree coverage*	27%
Impervious surfaces*	53%
Greenest region compact member	No

\*percent of land area

## Emissions summary

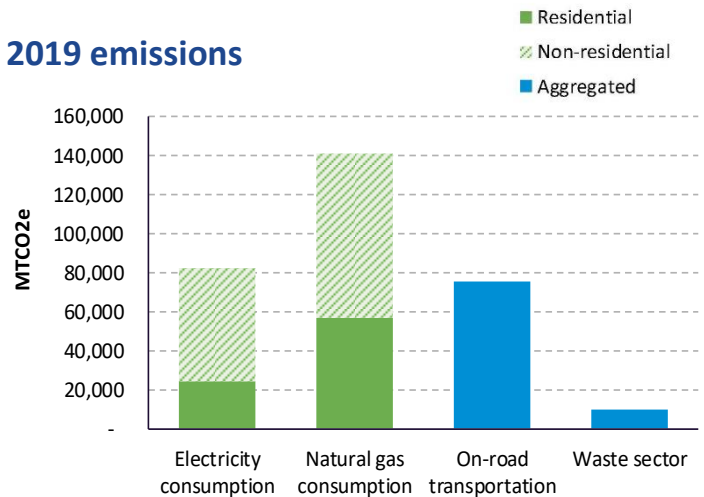


### 2019 emissions summary (MTCO<sub>2</sub>e)

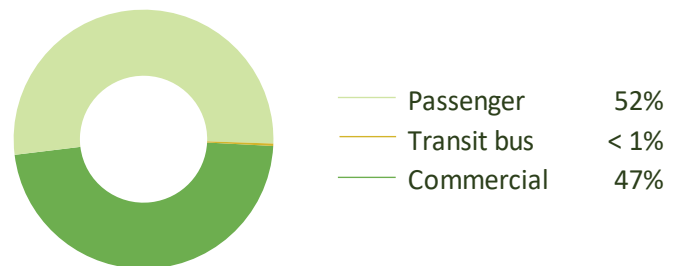
Residential electricity	24,317
Non-residential electricity	57,814
Residential natural gas	56,911
Non-residential natural gas	84,574
On-road transportation	75,766
Waste sector	9,752

MTCO<sub>2</sub>e = metric tons of carbon dioxide equivalent

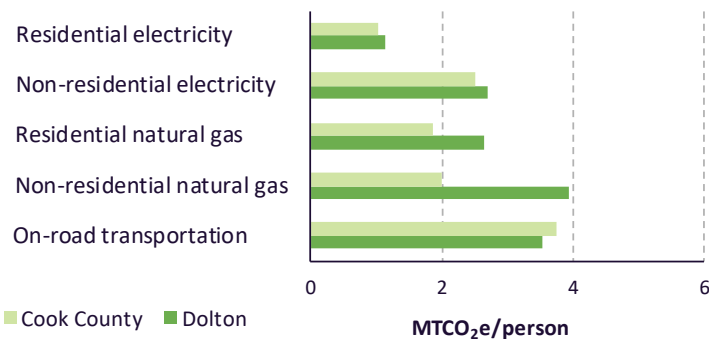
### 2019 emissions



### On-road transportation emissions breakout



### 2019 per capita emissions



## Energy characteristics



### 2019 energy consumption

Residential electricity (kWh)	62,506,834
Non-residential electricity (kWh)	148,610,432
Residential natural gas (MMBtu)	1,071,474
Non-residential natural gas (MMBtu)	1,592,293

kWh = kilowatt hours; MMBtu = million British thermal unit

### Renewable energy information

Solar potential (megawatts)	60
SolSmart designation	NA

Data not available for all municipalities

### 2019 per capita energy consumption

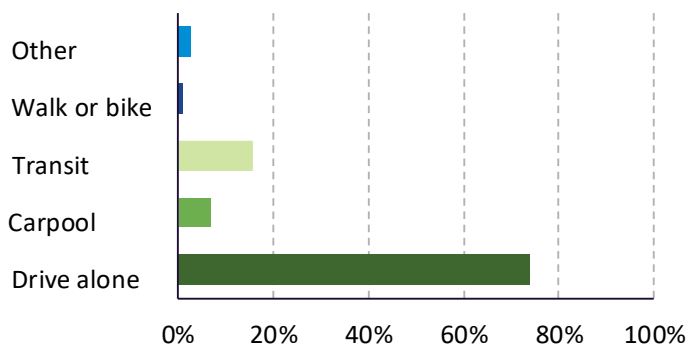
	Dolton	Cook County	CMAP Region
Residential electricity (kWh/person)	2,917	2,614	2,844
Non-residential electricity (kWh/person)	6,936	6,417	7,279
Residential natural gas (MMBtu/person)	50	35	38
Non-residential natural gas (MMBtu/person)	74	38	38

kWh = kilowatt hours; MMBtu = million British thermal unit

## Transportation characteristics



### Mode of travel to work



### Electric vehicle information

Electric vehicles	3
Public charging stations: level 2	0
Public charging stations: DC fast	0
Public charging stations: total	0

### Transportation details

	Dolton	Cook County	CMAP Region
Vehicles per household	2.0	1.7	2.0
Electric vehicles (% of passenger vehicles)	0.0%	0.2%	0.2%
Share of residents with at least moderate walkability	100%	85%	64%
Share of residents with at least moderate transit access	76%	92%	74%
Residential vehicle miles traveled (per household)	18,693	14,123	17,165

Data are not available for all municipalities