

Elk Grove Village

2019 municipal emissions summary

This local emissions summary was developed as part of the 2019 greenhouse gas emissions inventory for northeastern Illinois. The summary is not an exhaustive inventory but captures greenhouse gas emissions from most major sources. It is intended to help decision makers understand key emissions sources and provide communities with the information needed to begin developing emissions reduction plans. For more details on the methods and data sources used to prepare the summary, please refer to the [local emissions summaries methodology](#).

Community characteristics

Population	32,812
Jobs (full- and part-time)	51,730
Median household income	\$81,895
Share of owner-occupied housing units	73%
Land area (acres)	7,360
Tree coverage*	17%
Impervious surfaces*	62%
Greenest region compact member	No

*percent of land area

Emissions summary

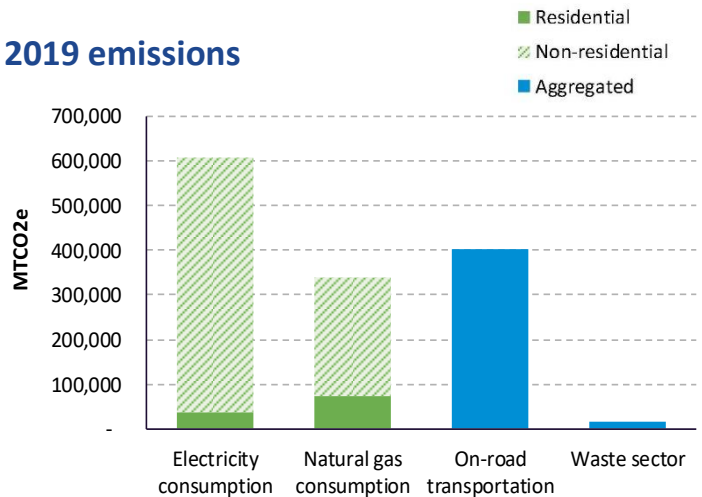


2019 emissions summary (MTCO₂e)

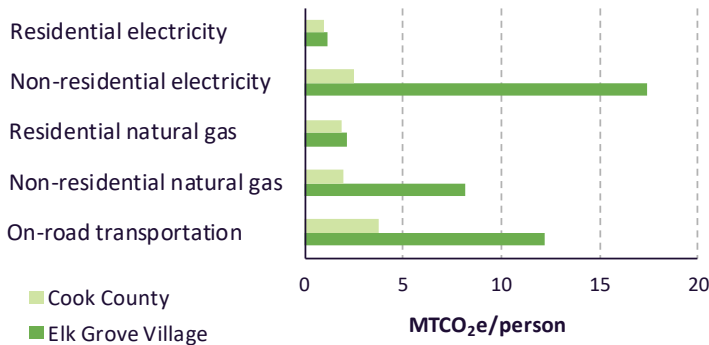
Residential electricity	36,709
Non-residential electricity	572,100
Residential natural gas	72,022
Non-residential natural gas	266,540
On-road transportation	401,966
Waste sector	14,934

MTCO₂e = metric tons of carbon dioxide equivalent

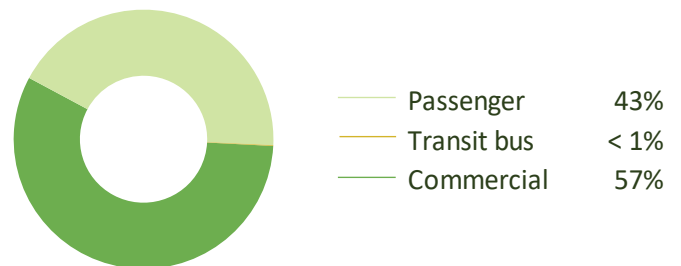
2019 emissions



2019 per capita emissions



On-road transportation emissions breakout



Energy characteristics



2019 energy consumption

Residential electricity (kWh)	94,360,736
Non-residential electricity (kWh)	1,470,566,712
Residential natural gas (MMBtu)	1,355,974
Non-residential natural gas (MMBtu)	5,018,213

kWh = kilowatt hours; MMBtu = million British thermal unit

Renewable energy information

Solar potential (megawatts)	640
SolSmart designation	NA

Data not available for all municipalities

2019 per capita energy consumption

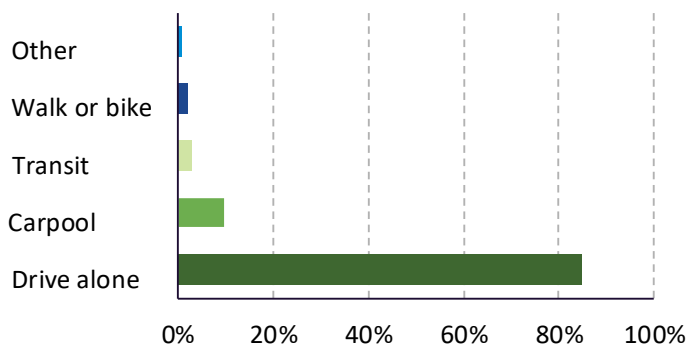
	Elk Grove Village	Cook County	CMAP Region
Residential electricity (kWh/person)	2,876	2,614	2,844
Non-residential electricity (kWh/person)	44,818	6,417	7,279
Residential natural gas (MMBtu/person)	41	35	38
Non-residential natural gas (MMBtu/person)	153	38	38

kWh = kilowatt hours; MMBtu = million British thermal unit

Transportation characteristics



Mode of travel to work



Electric vehicle information

Electric vehicles	79
Public charging stations: level 2	11
Public charging stations: DC fast	0
Public charging stations: total	11

Transportation details

	Elk Grove Village	Cook County	CMAP Region
Vehicles per household	2.0	1.7	2.0
Electric vehicles (% of passenger vehicles)	0.2%	0.2%	0.2%
Share of residents with at least moderate walkability	36%	85%	64%
Share of residents with at least moderate transit access	73%	92%	74%
Residential vehicle miles traveled (per household)	19,543	14,123	17,165

Data are not available for all municipalities