

# Franklin Park

## 2019 municipal emissions summary

This local emissions summary was developed as part of the 2019 greenhouse gas emissions inventory for northeastern Illinois. The summary is not an exhaustive inventory but captures greenhouse gas emissions from most major sources. It is intended to help decision makers understand key emissions sources and provide communities with the information needed to begin developing emissions reduction plans. For more details on the methods and data sources used to prepare the summary, please refer to the [local emissions summaries methodology](#).

## Community characteristics

Population	<b>18,467</b>
Jobs (full- and part-time)	<b>14,418</b>
Median household income	<b>\$63,971</b>
Share of owner-occupied housing units	<b>73%</b>
Land area (acres)	<b>3,052</b>
Tree coverage*	<b>11%</b>
Impervious surfaces*	<b>76%</b>
Greenest region compact member	<b>Yes</b>

\*percent of land area

## Emissions summary

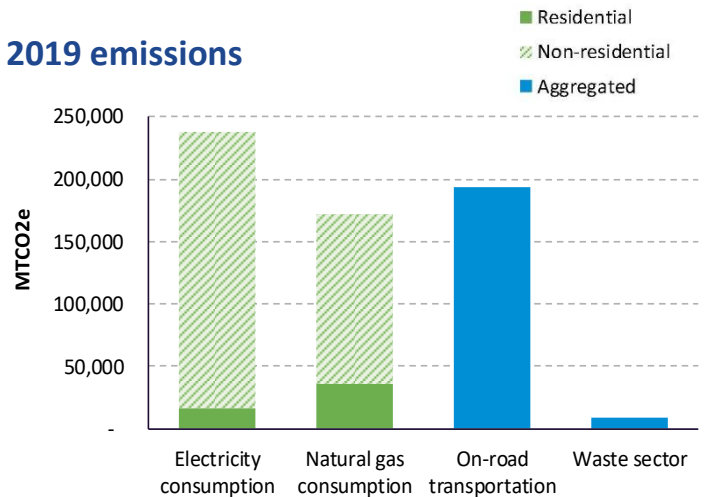


### 2019 emissions summary (MTCO<sub>2</sub>e)

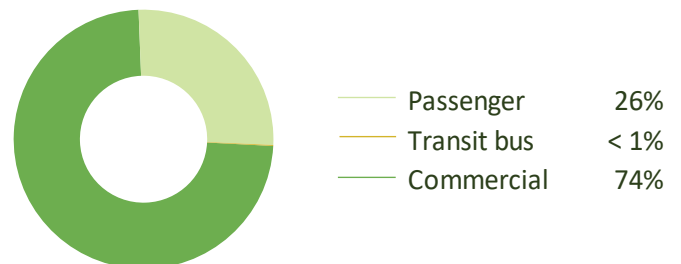
Residential electricity	<b>16,121</b>
Non-residential electricity	<b>221,799</b>
Residential natural gas	<b>36,295</b>
Non-residential natural gas	<b>135,887</b>
On-road transportation	<b>193,489</b>
Waste sector	<b>8,405</b>

MTCO<sub>2</sub>e = metric tons of carbon dioxide equivalent

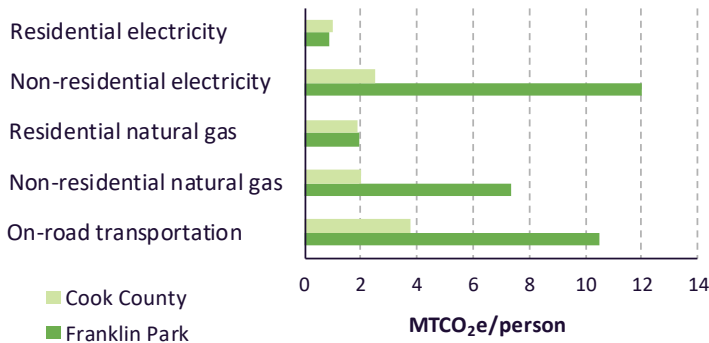
### 2019 emissions



### On-road transportation emissions breakout



### 2019 per capita emissions



## Energy characteristics



### 2019 energy consumption

Residential electricity (kWh)	41,438,185
Non-residential electricity (kWh)	570,129,278
Residential natural gas (MMBtu)	683,338
Non-residential natural gas (MMBtu)	2,558,385

kWh = kilowatt hours; MMBtu = million British thermal unit

### Renewable energy information

Solar potential (megawatts)	244
SolSmart designation	NA

Data not available for all municipalities

### 2019 per capita energy consumption

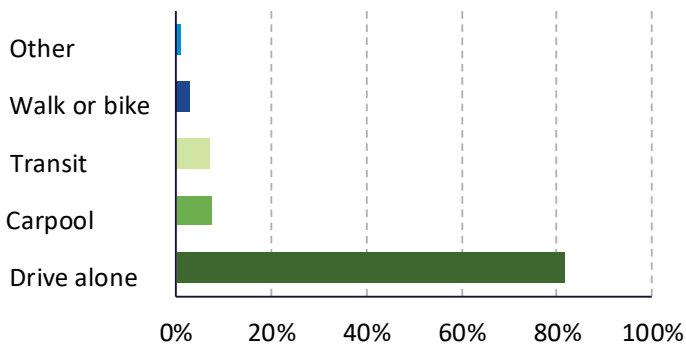
	Franklin Park	Cook County	CMAP Region
Residential electricity (kWh/person)	2,244	2,614	2,844
Non-residential electricity (kWh/person)	30,873	6,417	7,279
Residential natural gas (MMBtu/person)	37	35	38
Non-residential natural gas (MMBtu/person)	139	38	38

kWh = kilowatt hours; MMBtu = million British thermal unit

## Transportation characteristics



### Mode of travel to work



### Electric vehicle information

Electric vehicles	21
Public charging stations: level 2	1
Public charging stations: DC fast	0
Public charging stations: total	1

### Transportation details

	Franklin Park	Cook County	CMAP Region
Vehicles per household	2.3	1.7	2.0
Electric vehicles (% of passenger vehicles)	0.1%	0.2%	0.2%
Share of residents with at least moderate walkability	74%	85%	64%
Share of residents with at least moderate transit access	96%	92%	74%
Residential vehicle miles traveled (per household)	17,748	14,123	17,165

Data are not available for all municipalities