

# Indian Head Park

## 2019 municipal emissions summary

This local emissions summary was developed as part of the 2019 greenhouse gas emissions inventory for northeastern Illinois. The summary is not an exhaustive inventory but captures greenhouse gas emissions from most major sources. It is intended to help decision makers understand key emissions sources and provide communities with the information needed to begin developing emissions reduction plans. For more details on the methods and data sources used to prepare the summary, please refer to the [local emissions summaries methodology](#).

## Community characteristics

Population	4,065
Jobs (full- and part-time)	382
Median household income	\$85,910
Share of owner-occupied housing units	86%
Land area (acres)	600
Tree coverage*	42%
Impervious surfaces*	47%
Greenest region compact member	Yes

\*percent of land area

## Emissions summary

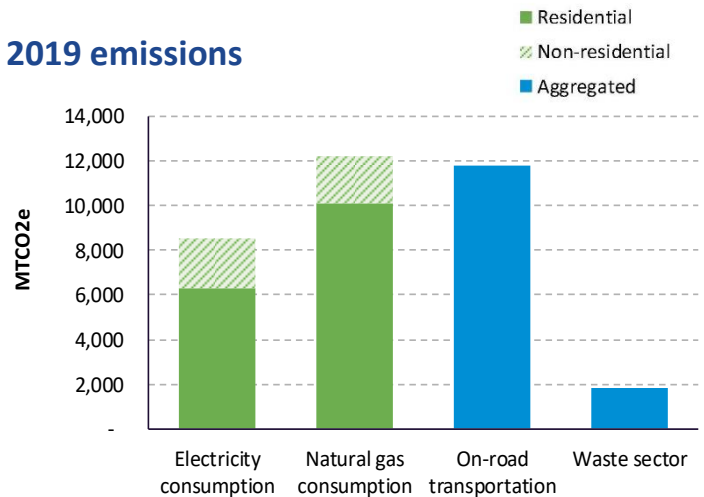


### 2019 emissions summary (MTCO<sub>2</sub>e)

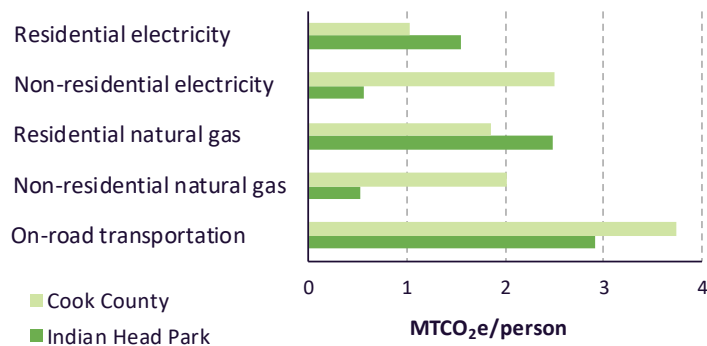
Residential electricity	6,307
Non-residential electricity	2,248
Residential natural gas	10,121
Non-residential natural gas	2,130
On-road transportation	11,822
Waste sector	1,850

MTCO<sub>2</sub>e = metric tons of carbon dioxide equivalent

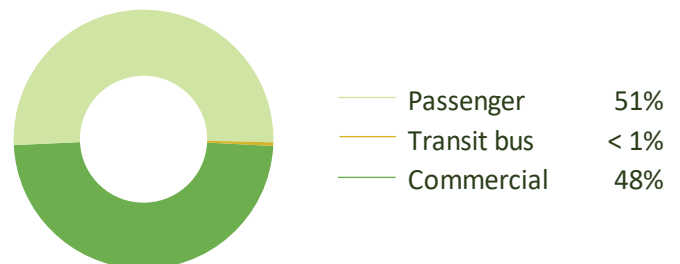
### 2019 emissions



### 2019 per capita emissions



### On-road transportation emissions breakout



## Energy characteristics



### 2019 energy consumption

Residential electricity (kWh)	16,211,312
Non-residential electricity (kWh)	5,778,514
Residential natural gas (MMBtu)	190,552
Non-residential natural gas (MMBtu)	40,093

kWh = kilowatt hours; MMBtu = million British thermal unit

### Renewable energy information

Solar potential (megawatts)	13
SolSmart designation	NA

Data not available for all municipalities

### 2019 per capita energy consumption

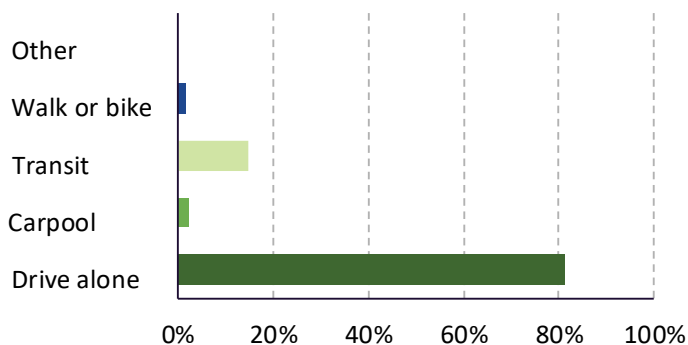
	Indian Head Park	Cook County	CMAP Region
Residential electricity (kWh/person)	3,988	2,614	2,844
Non-residential electricity (kWh/person)	1,422	6,417	7,279
Residential natural gas (MMBtu/person)	47	35	38
Non-residential natural gas (MMBtu/person)	10	38	38

kWh = kilowatt hours; MMBtu = million British thermal unit

## Transportation characteristics



### Mode of travel to work



### Electric vehicle information

Electric vehicles	12
Public charging stations: level 2	0
Public charging stations: DC fast	0
Public charging stations: total	0

### Transportation details

	Indian Head Park	Cook County	CMAP Region
Vehicles per household	1.6	1.7	2.0
Electric vehicles (% of passenger vehicles)	0.3%	0.2%	0.2%
Share of residents with at least moderate walkability	43%	85%	64%
Share of residents with at least moderate transit access	100%	92%	74%
Residential vehicle miles traveled (per household)	16,892	14,123	17,165

Data are not available for all municipalities