

Lisbon

2019 municipal emissions summary

This local emissions summary was developed as part of the 2019 greenhouse gas emissions inventory for northeastern Illinois. The summary is not an exhaustive inventory but captures greenhouse gas emissions from most major sources. It is intended to help decision makers understand key emissions sources and provide communities with the information needed to begin developing emissions reduction plans. For more details on the methods and data sources used to prepare the summary, please refer to the [local emissions summaries methodology](#).

Community characteristics

Population	271
Jobs (full- and part-time)	54
Median household income	\$62,361
Share of owner-occupied housing units	84%
Land area (acres)	1,104
Tree coverage*	3%
Impervious surfaces*	5%
Greenest region compact member	No

*percent of land area

Emissions summary

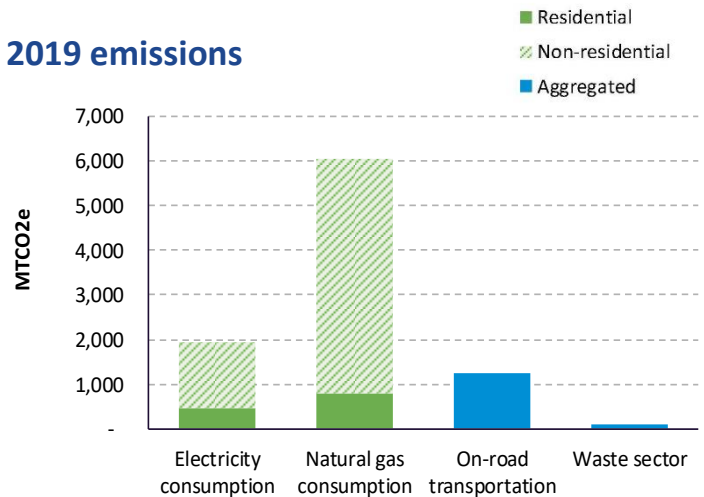


2019 emissions summary (MTCO₂e)

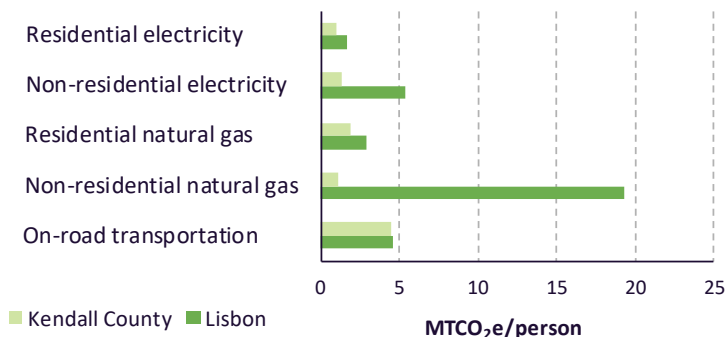
Residential electricity	467
Non-residential electricity	1,465
Residential natural gas	803
Non-residential natural gas	5,246
On-road transportation	1,238
Waste sector	87

MTCO₂e = metric tons of carbon dioxide equivalent

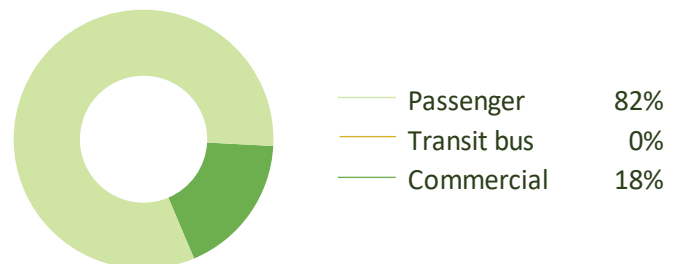
2019 emissions



2019 per capita emissions



On-road transportation emissions breakout



Energy characteristics



2019 energy consumption

Residential electricity (kWh)	1,199,884
Non-residential electricity (kWh)	3,765,625
Residential natural gas (MMBtu)	15,118
Non-residential natural gas (MMBtu)	98,762

kWh = kilowatt hours; MMBtu = million British thermal unit

Renewable energy information

Solar potential (megawatts)	NA
SolSmart designation	NA

Data not available for all municipalities

2019 per capita energy consumption

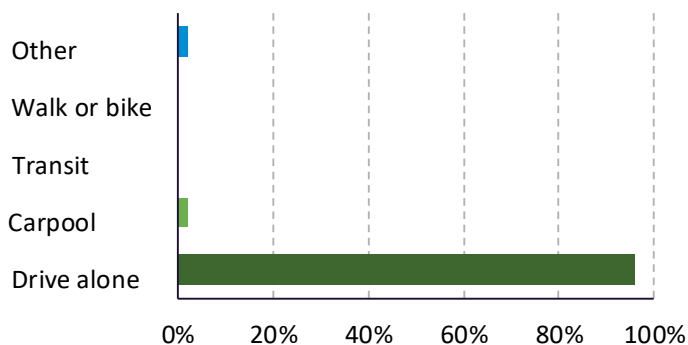
	Lisbon	Kendall County	CMAP Region
Residential electricity (kWh/person)	4,428	2,633	2,844
Non-residential electricity (kWh/person)	13,895	3,431	7,279
Residential natural gas (MMBtu/person)	56	35	38
Non-residential natural gas (MMBtu/person)	364	21	38

kWh = kilowatt hours; MMBtu = million British thermal unit

Transportation characteristics



Mode of travel to work



Electric vehicle information

Electric vehicles	0
Public charging stations: level 2	0
Public charging stations: DC fast	0
Public charging stations: total	0

Transportation details

	Lisbon	Kendall County	CMAP Region
Vehicles per household	1.7	2.6	2.0
Electric vehicles (% of passenger vehicles)	0.1%	0.1%	0.2%
Share of residents with at least moderate walkability	0%	1%	64%
Share of residents with at least moderate transit access	0%	0%	74%
Residential vehicle miles traveled (per household)	NA	26,137	17,165

Data are not available for all municipalities