

# Oak Brook

## 2019 municipal emissions summary

This local emissions summary was developed as part of the 2019 greenhouse gas emissions inventory for northeastern Illinois. The summary is not an exhaustive inventory but captures greenhouse gas emissions from most major sources. It is intended to help decision makers understand key emissions sources and provide communities with the information needed to begin developing emissions reduction plans. For more details on the methods and data sources used to prepare the summary, please refer to the [local emissions summaries methodology](#).

## Community characteristics

Population	8,163
Jobs (full- and part-time)	38,917
Median household income	\$141,055
Share of owner-occupied housing units	96%
Land area (acres)	5,306
Tree coverage*	35%
Impervious surfaces*	39%
Greenest region compact member	Yes

\*percent of land area

## Emissions summary

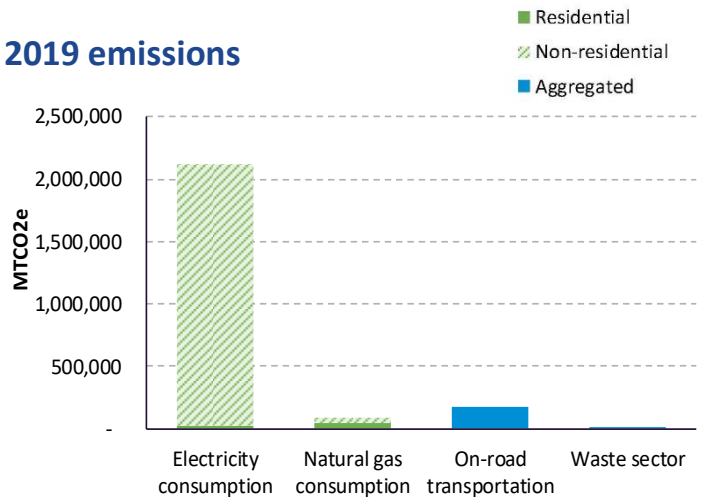


### 2019 emissions summary (MTCO<sub>2</sub>e)

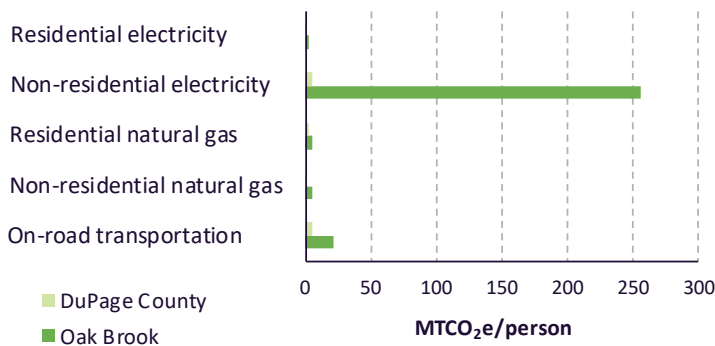
Residential electricity	22,793
Non-residential electricity	2,091,141
Residential natural gas	48,239
Non-residential natural gas	40,679
On-road transportation	179,455
Waste sector	3,543

MTCO<sub>2</sub>e = metric tons of carbon dioxide equivalent

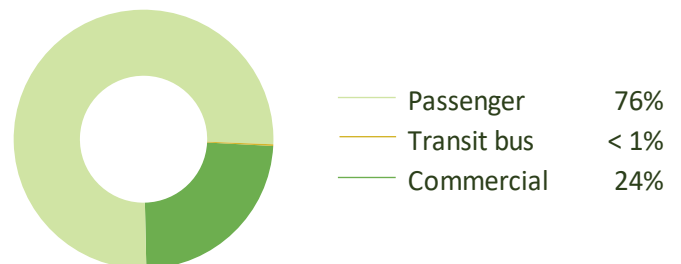
### 2019 emissions



### 2019 per capita emissions



### On-road transportation emissions breakout



## Energy characteristics



### 2019 energy consumption

Residential electricity (kWh)	58,589,742
Non-residential electricity (kWh)	5,375,221,131
Residential natural gas (MMBtu)	908,212
Non-residential natural gas (MMBtu)	765,883

kWh = kilowatt hours; MMBtu = million British thermal unit

### Renewable energy information

Solar potential (megawatts)	115
SolSmart designation	NA

Data not available for all municipalities

### 2019 per capita energy consumption

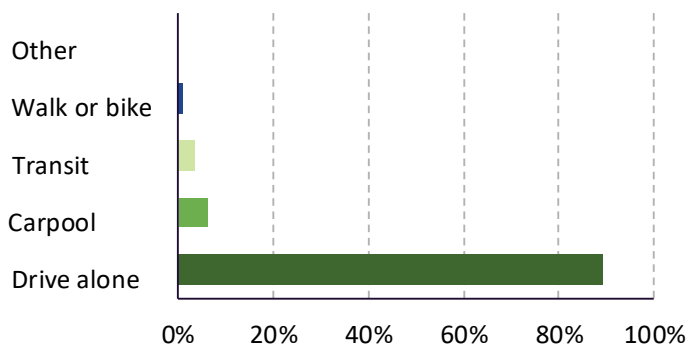
	Oak Brook	DuPage County	CMAP Region
Residential electricity (kWh/person)	7,177	2,609	2,844
Non-residential electricity (kWh/person)	658,486	13,091	7,279
Residential natural gas (MMBtu/person)	111	42	38
Non-residential natural gas (MMBtu/person)	94	36	38

kWh = kilowatt hours; MMBtu = million British thermal unit

## Transportation characteristics



### Mode of travel to work



### Electric vehicle information

Electric vehicles	162
Public charging stations: level 2	21
Public charging stations: DC fast	0
Public charging stations: total	21

### Transportation details

	Oak Brook	DuPage County	CMAP Region
Vehicles per household	2.7	2.7	2.0
Electric vehicles (% of passenger vehicles)	1.4%	0.4%	0.2%
Share of residents with at least moderate walkability	17%	40%	64%
Share of residents with at least moderate transit access	78%	66%	74%
Residential vehicle miles traveled (per household)	22,290	20,878	17,165

Data are not available for all municipalities