

# Park City

## 2019 municipal emissions summary

This local emissions summary was developed as part of the 2019 greenhouse gas emissions inventory for northeastern Illinois. The summary is not an exhaustive inventory but captures greenhouse gas emissions from most major sources. It is intended to help decision makers understand key emissions sources and provide communities with the information needed to begin developing emissions reduction plans. For more details on the methods and data sources used to prepare the summary, please refer to the [local emissions summaries methodology](#).

## Community characteristics

Population	7,885
Jobs (full- and part-time)	1,793
Median household income	\$51,082
Share of owner-occupied housing units	47%
Land area (acres)	757
Tree coverage*	22%
Impervious surfaces*	55%
Greenest region compact member	No

\*percent of land area

## Emissions summary

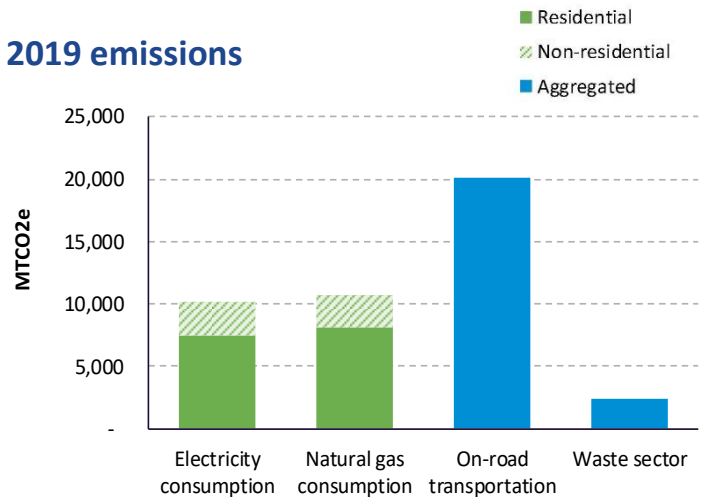


### 2019 emissions summary (MTCO<sub>2</sub>e)

Residential electricity	7,492
Non-residential electricity	2,629
Residential natural gas	8,105
Non-residential natural gas	2,659
On-road transportation	20,081
Waste sector	2,405

MTCO<sub>2</sub>e = metric tons of carbon dioxide equivalent

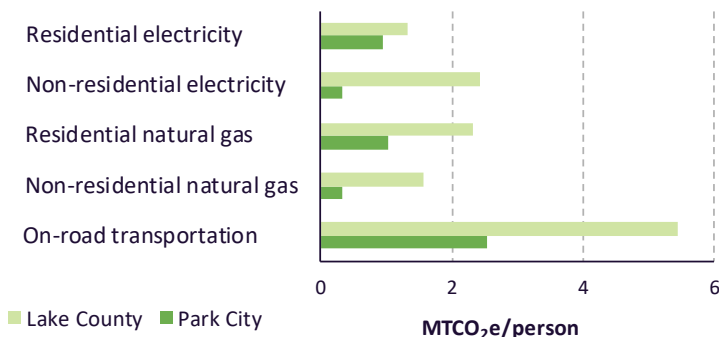
### 2019 emissions



### On-road transportation emissions breakout



### 2019 per capita emissions



## Energy characteristics



### 2019 energy consumption

Residential electricity (kWh)	19,258,758
Non-residential electricity (kWh)	6,758,558
Residential natural gas (MMBtu)	152,591
Non-residential natural gas (MMBtu)	50,054

kWh = kilowatt hours; MMBtu = million British thermal unit

### Renewable energy information

Solar potential (megawatts)	19
SolSmart designation	NA

Data not available for all municipalities

### 2019 per capita energy consumption

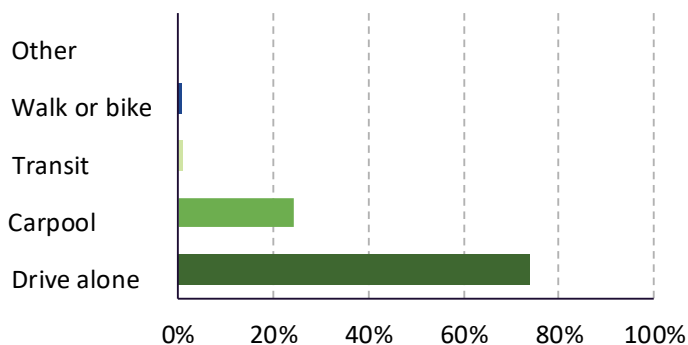
	Park City	Lake County	CMAP Region
Residential electricity (kWh/person)	2,442	3,387	2,844
Non-residential electricity (kWh/person)	857	6,258	7,279
Residential natural gas (MMBtu/person)	19	44	38
Non-residential natural gas (MMBtu/person)	6	29	38

kWh = kilowatt hours; MMBtu = million British thermal unit

## Transportation characteristics



### Mode of travel to work



### Electric vehicle information

Electric vehicles	3
Public charging stations: level 2	0
Public charging stations: DC fast	0
Public charging stations: total	0

### Transportation details

	Park City	Lake County	CMAP Region
Vehicles per household	1.9	2.6	2.0
Electric vehicles (% of passenger vehicles)	0.0%	0.4%	0.2%
Share of residents with at least moderate walkability	0%	33%	64%
Share of residents with at least moderate transit access	100%	48%	74%
Residential vehicle miles traveled (per household)	19,788	22,231	17,165

Data are not available for all municipalities