

# Round Lake Beach

## 2019 municipal emissions summary

This local emissions summary was developed as part of the 2019 greenhouse gas emissions inventory for northeastern Illinois. The summary is not an exhaustive inventory but captures greenhouse gas emissions from most major sources. It is intended to help decision makers understand key emissions sources and provide communities with the information needed to begin developing emissions reduction plans. For more details on the methods and data sources used to prepare the summary, please refer to the [local emissions summaries methodology](#).

## Community characteristics

Population	27,252
Jobs (full- and part-time)	3,057
Median household income	\$70,474
Share of owner-occupied housing units	75%
Land area (acres)	3,338
Tree coverage*	28%
Impervious surfaces*	39%
Greenest region compact member	Yes

\*percent of land area

## Emissions summary

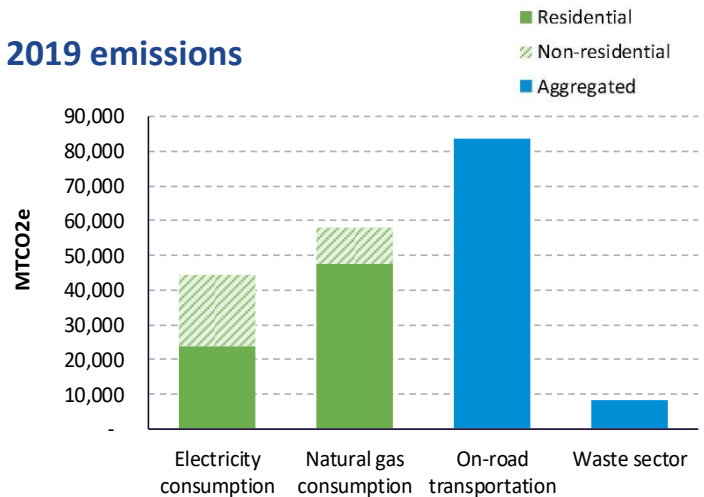


### 2019 emissions summary (MTCO<sub>2</sub>e)

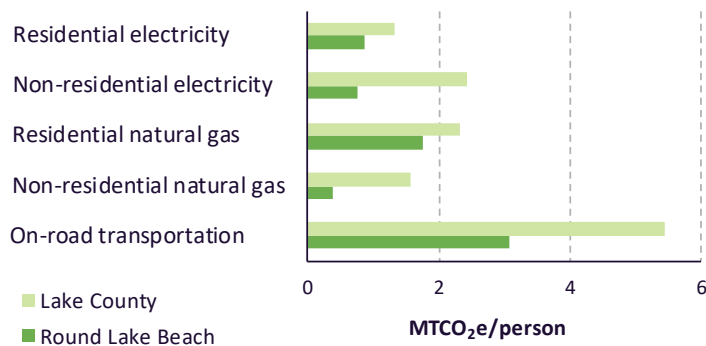
Residential electricity	23,686
Non-residential electricity	20,691
Residential natural gas	47,592
Non-residential natural gas	10,239
On-road transportation	83,854
Waste sector	8,312

MTCO<sub>2</sub>e = metric tons of carbon dioxide equivalent

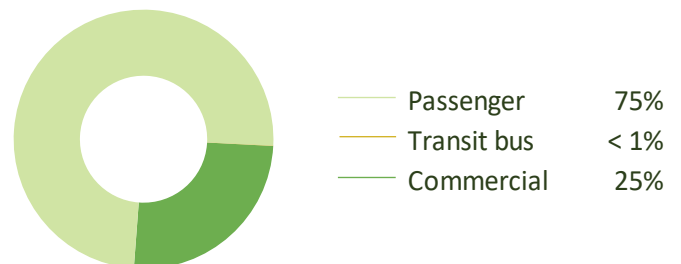
### 2019 emissions



### 2019 per capita emissions



### On-road transportation emissions breakout



## Energy characteristics



### 2019 energy consumption

Residential electricity (kWh)	<b>60,884,484</b>
Non-residential electricity (kWh)	<b>53,186,572</b>
Residential natural gas (MMBtu)	<b>896,028</b>
Non-residential natural gas (MMBtu)	<b>192,772</b>

kWh = kilowatt hours; MMBtu = million British thermal unit

### Renewable energy information

Solar potential (megawatts)	<b>75</b>
SolSmart designation	<b>Bronze</b>

Data not available for all municipalities

### 2019 per capita energy consumption

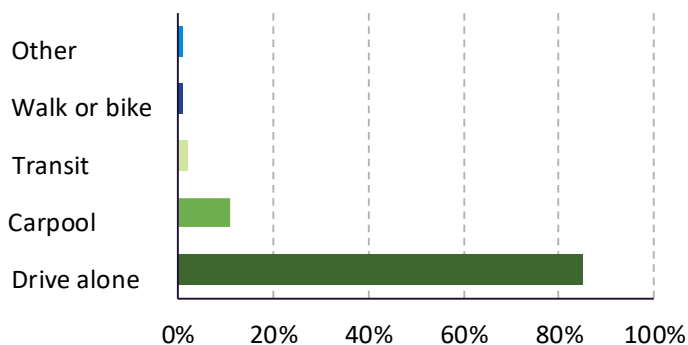
	Round Lake Beach	Lake County	CMAP Region
Residential electricity (kWh/person)	2,234	3,387	2,844
Non-residential electricity (kWh/person)	1,952	6,258	7,279
Residential natural gas (MMBtu/person)	33	44	38
Non-residential natural gas (MMBtu/person)	7	29	38

kWh = kilowatt hours; MMBtu = million British thermal unit

## Transportation characteristics



### Mode of travel to work



### Electric vehicle information

Electric vehicles	<b>21</b>
Public charging stations: level 2	<b>0</b>
Public charging stations: DC fast	<b>0</b>
Public charging stations: total	<b>0</b>

### Transportation details

	Round Lake Beach	Lake County	CMAP Region
Vehicles per household	2.2	2.6	2.0
Electric vehicles (% of passenger vehicles)	0.1%	0.4%	0.2%
Share of residents with at least moderate walkability	80%	33%	64%
Share of residents with at least moderate transit access	68%	48%	74%
Residential vehicle miles traveled (per household)	24,447	22,231	17,165

Data are not available for all municipalities