

# Wilmette

## 2019 municipal emissions summary

This local emissions summary was developed as part of the 2019 greenhouse gas emissions inventory for northeastern Illinois. The summary is not an exhaustive inventory but captures greenhouse gas emissions from most major sources. It is intended to help decision makers understand key emissions sources and provide communities with the information needed to begin developing emissions reduction plans. For more details on the methods and data sources used to prepare the summary, please refer to the [local emissions summaries methodology](#).

## Community characteristics

Population	28,170
Jobs (full- and part-time)	6,392
Median household income	\$164,681
Share of owner-occupied housing units	87%
Land area (acres)	3,460
Tree coverage*	43%
Impervious surfaces*	40%
Greenest region compact member	Yes

\*percent of land area

## Emissions summary

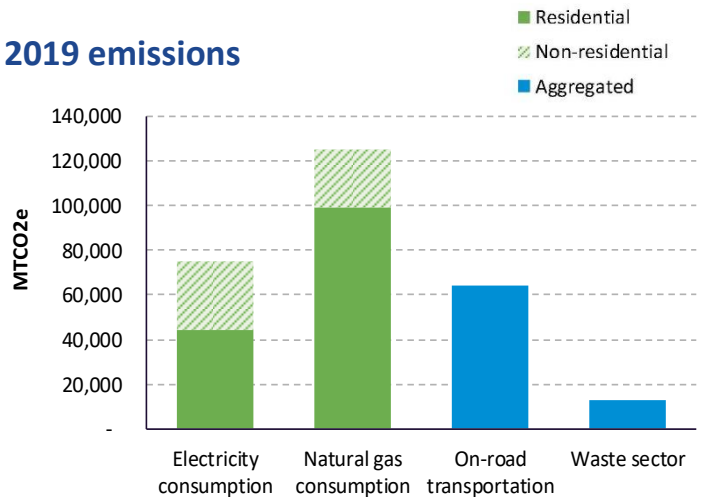


### 2019 emissions summary (MTCO<sub>2</sub>e)

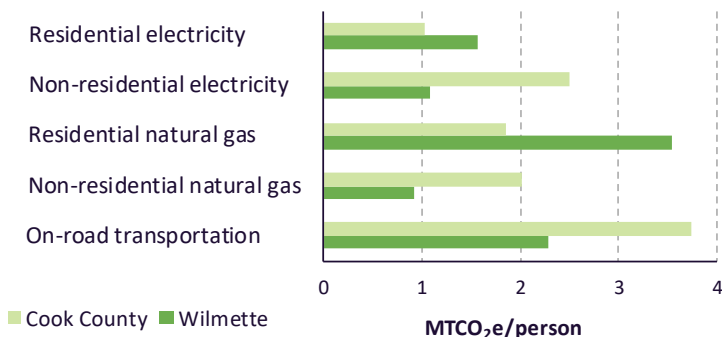
Residential electricity	44,375
Non-residential electricity	30,686
Residential natural gas	99,545
Non-residential natural gas	25,990
On-road transportation	64,460
Waste sector	12,821

MTCO<sub>2</sub>e = metric tons of carbon dioxide equivalent

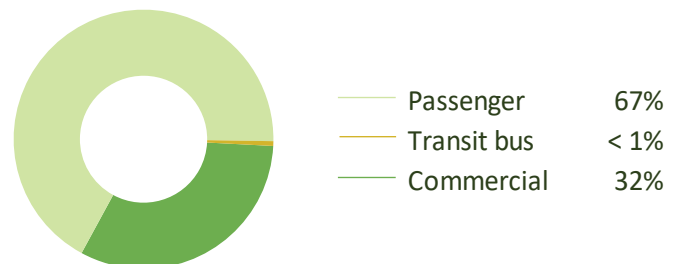
### 2019 emissions



### 2019 per capita emissions



### On-road transportation emissions breakout



## Energy characteristics



### 2019 energy consumption

Residential electricity (kWh)	114,063,654
Non-residential electricity (kWh)	78,877,073
Residential natural gas (MMBtu)	1,874,167
Non-residential natural gas (MMBtu)	489,328

kWh = kilowatt hours; MMBtu = million British thermal unit

### Renewable energy information

Solar potential (megawatts)	75
SolSmart designation	Silver

Data not available for all municipalities

### 2019 per capita energy consumption

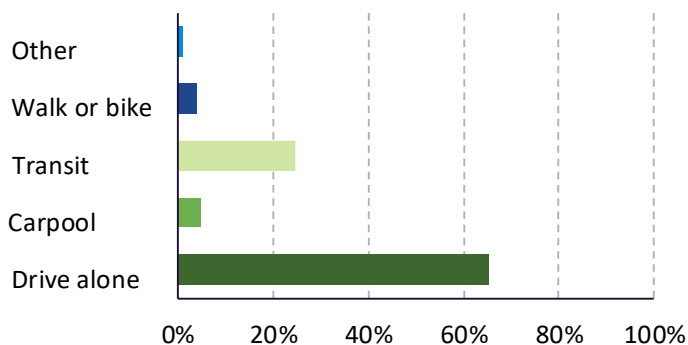
	Wilmette	Cook County	CMAP Region
Residential electricity (kWh/person)	4,049	2,614	2,844
Non-residential electricity (kWh/person)	2,800	6,417	7,279
Residential natural gas (MMBtu/person)	67	35	38
Non-residential natural gas (MMBtu/person)	17	38	38

kWh = kilowatt hours; MMBtu = million British thermal unit

## Transportation characteristics



### Mode of travel to work



### Electric vehicle information

Electric vehicles	213
Public charging stations: level 2	0
Public charging stations: DC fast	0
Public charging stations: total	0

### Transportation details

	Wilmette	Cook County	CMAP Region
Vehicles per household	2.0	1.7	2.0
Electric vehicles (% of passenger vehicles)	0.8%	0.2%	0.2%
Share of residents with at least moderate walkability	93%	85%	64%
Share of residents with at least moderate transit access	99%	92%	74%
Residential vehicle miles traveled (per household)	17,939	14,123	17,165

Data are not available for all municipalities