

# Armour Square

## 2019 community area emissions summary

This local emissions summary was developed as part of the 2019 greenhouse gas emissions inventory for northeastern Illinois. The summary is not an exhaustive inventory but captures greenhouse gas emissions from most major sources. It is intended to help decision makers understand key emissions sources and provide communities with the information needed to begin developing emissions reduction plans. For more details on the methods and data sources used to prepare the summary, please refer to the [local emissions summaries methodology](#).

## Community characteristics

Population	13,890
Jobs (full- and part-time)	5,052
Median household income	\$31,663
Share of owner-occupied housing units	34%
Share of single family housing units	18%
Land area (acres)	637
Tree coverage*	12%
Impervious surfaces*	84%

\*percent of land area

## Emissions summary

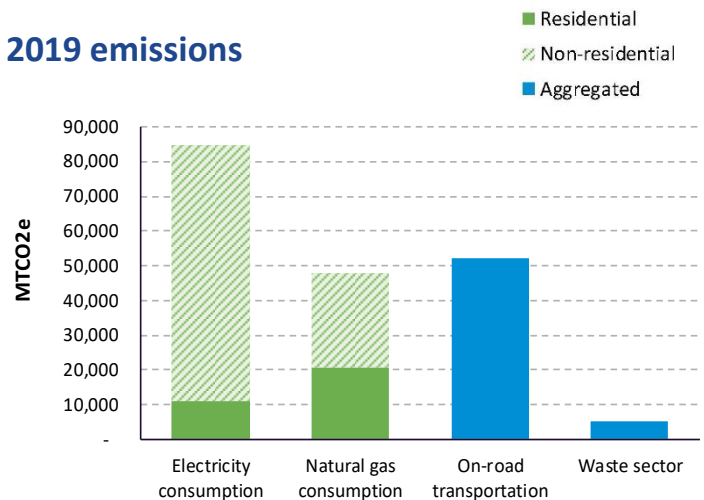


### 2019 emissions summary (MTCO<sub>2</sub>e)

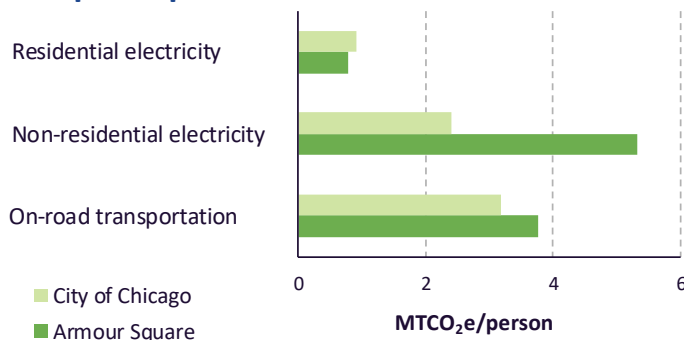
Residential electricity	10,861
Non-residential electricity	73,804
Residential natural gas	20,578
Non-residential natural gas	27,349
On-road transportation	52,306
Waste sector	5,106

MTCO<sub>2</sub>e = metric tons of carbon dioxide equivalent

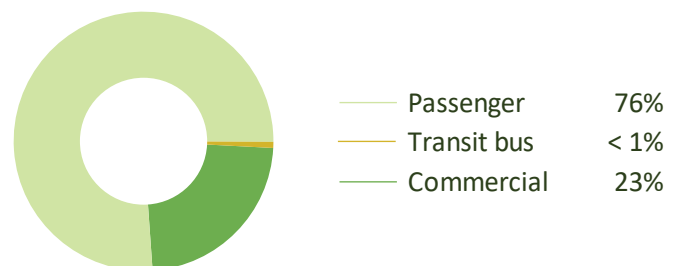
### 2019 emissions



### 2019 per capita emissions



### On-road transportation emissions breakout



## Energy characteristics



### 2019 energy consumption

Residential electricity (kWh)	27,918,671
Non-residential electricity (kWh)	189,710,199
Residential natural gas (MMBtu)	387,435
Non-residential natural gas (MMBtu)	514,901

kWh = kilowatt hours; MMBtu = million British thermal unit

### Renewable energy information

Solar potential (megawatts)	27
SolSmart designation	NA

Data not available for all municipalities

### 2019 per capita energy consumption

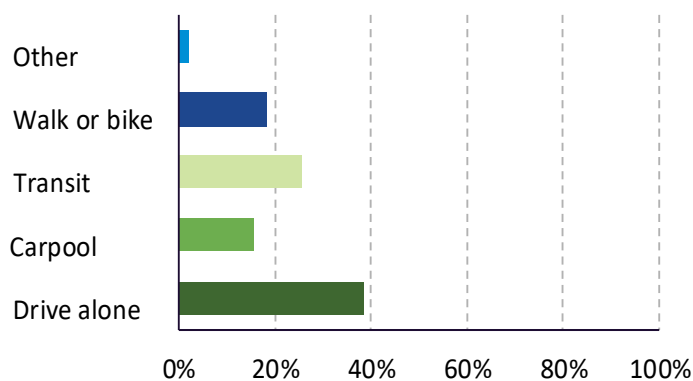
	Armour Square	City of Chicago	CMAP Region
Residential electricity (kWh/person)	2,010	2,326	2,844
Non-residential electricity (kWh/person)	13,658	6,182	7,279
Residential natural gas (MMBtu/person)	28	28	38
Non-residential natural gas (MMBtu/person)	37	37	38

kWh = kilowatt hours; MMBtu = million British thermal unit

## Transportation characteristics



### Mode of travel to work



### Electric vehicle information

Electric vehicles	17
Public charging stations: level 2	1
Public charging stations: DC fast	0
Public charging stations: total	1

### Transportation details

	Armour Square	City of Chicago	CMAP Region
Vehicles per household	1.0	1.1	2.0
Electric vehicles (% of passenger vehicles)	0.2%	0.2%	0.2%
Share of residents with at least moderate walkability	100%	98%	64%
Share of residents with at least moderate transit access	100%	100%	74%
Residential vehicle miles traveled (per household)	7,679	10,908	17,165

Data are not available for all municipalities