

# Hermosa

## 2019 community area emissions summary

This local emissions summary was developed as part of the 2019 greenhouse gas emissions inventory for northeastern Illinois. The summary is not an exhaustive inventory but captures greenhouse gas emissions from most major sources. It is intended to help decision makers understand key emissions sources and provide communities with the information needed to begin developing emissions reduction plans. For more details on the methods and data sources used to prepare the summary, please refer to the [local emissions summaries methodology](#).

## Community characteristics

Population	24,062
Jobs (full- and part-time)	3,916
Median household income	\$46,915
Share of owner-occupied housing units	47%
Share of single family housing units	29%
Land area (acres)	748
Tree coverage*	17%
Impervious surfaces*	76%

\*percent of land area

## Emissions summary

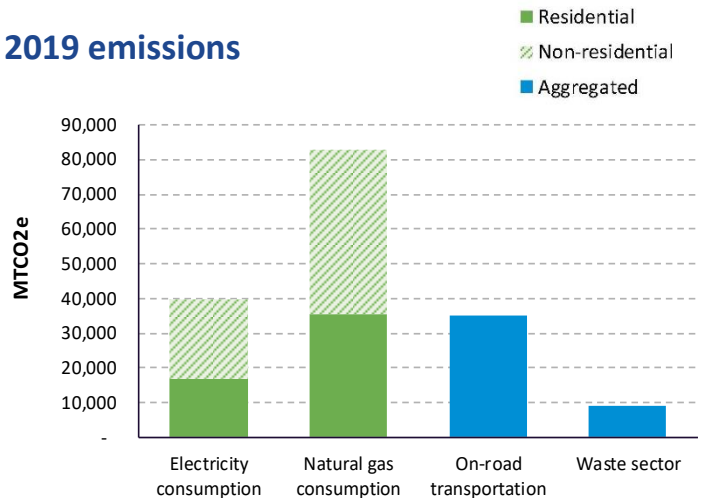


### 2019 emissions summary (MTCO<sub>2</sub>e)

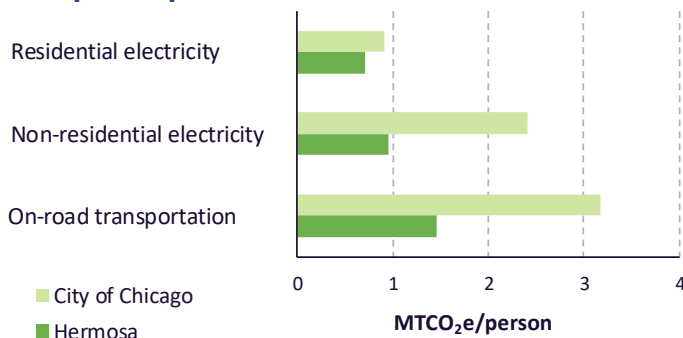
Residential electricity	16,954
Non-residential electricity	22,970
Residential natural gas	35,648
Non-residential natural gas	47,377
On-road transportation	35,150
Waste sector	8,845

MTCO<sub>2</sub>e = metric tons of carbon dioxide equivalent

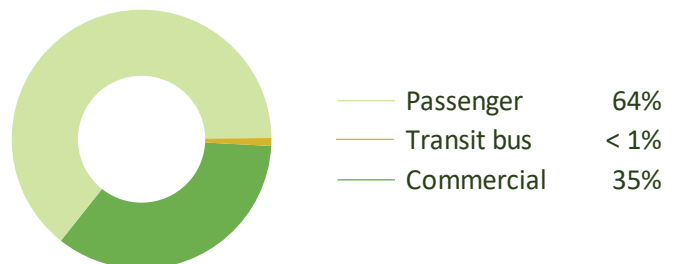
### 2019 emissions



### 2019 per capita emissions



### On-road transportation emissions breakout



## Energy characteristics



### 2019 energy consumption

Residential electricity (kWh)	43,578,610
Non-residential electricity (kWh)	59,044,236
Residential natural gas (MMBtu)	671,163
Non-residential natural gas (MMBtu)	891,976

kWh = kilowatt hours; MMBtu = million British thermal unit

### Renewable energy information

Solar potential (megawatts)	43
SolSmart designation	NA

Data not available for all municipalities

### 2019 per capita energy consumption

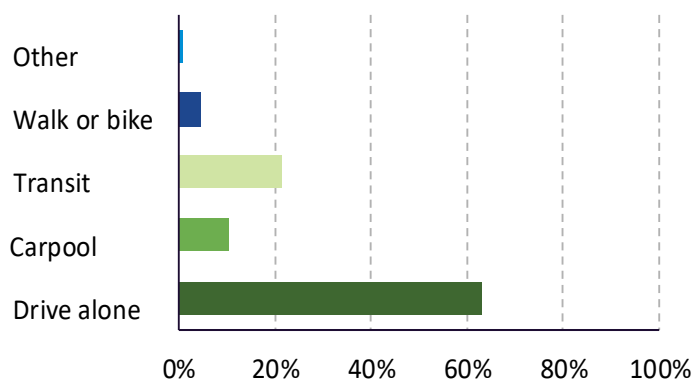
	Hermosa	City of Chicago	CMAP Region
Residential electricity (kWh/person)	1,811	2,326	2,844
Non-residential electricity (kWh/person)	2,454	6,182	7,279
Residential natural gas (MMBtu/person)	28	28	38
Non-residential natural gas (MMBtu/person)	37	37	38

kWh = kilowatt hours; MMBtu = million British thermal unit

## Transportation characteristics



### Mode of travel to work



### Electric vehicle information

Electric vehicles	9
Public charging stations: level 2	0
Public charging stations: DC fast	0
Public charging stations: total	0

### Transportation details

	Hermosa	City of Chicago	CMAP Region
Vehicles per household	1.7	1.1	2.0
Electric vehicles (% of passenger vehicles)	0.1%	0.2%	0.2%
Share of residents with at least moderate walkability	100%	98%	64%
Share of residents with at least moderate transit access	100%	100%	74%
Residential vehicle miles traveled (per household)	13,085	10,908	17,165

Data are not available for all municipalities