


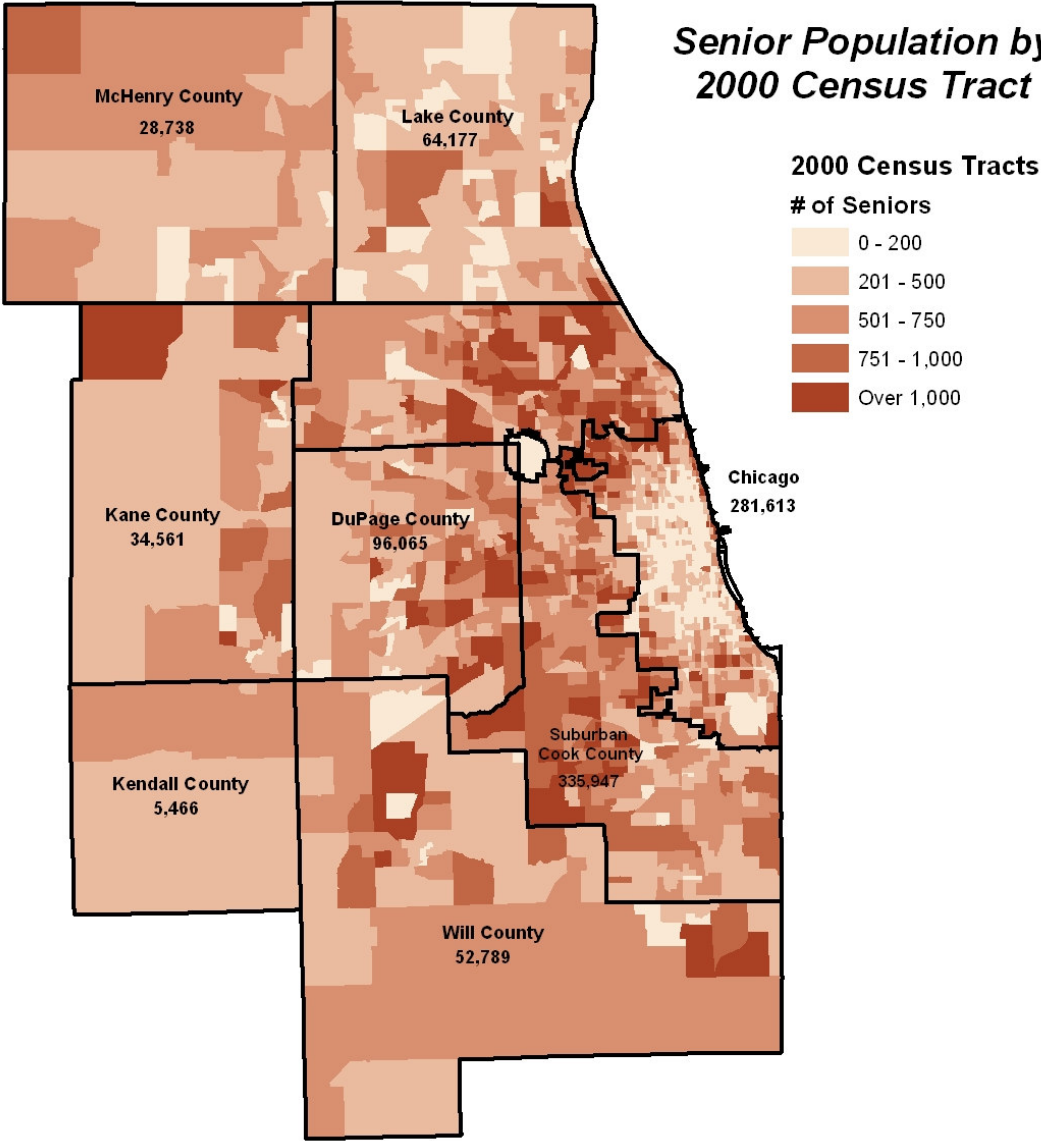
# ***Overview of Snapshot Report on Seniors in Northeast Illinois***

Russell J. Pietrowiak  
and Jon Hallas

Human Services Committee  
Monday, March 10<sup>th</sup>, 2008

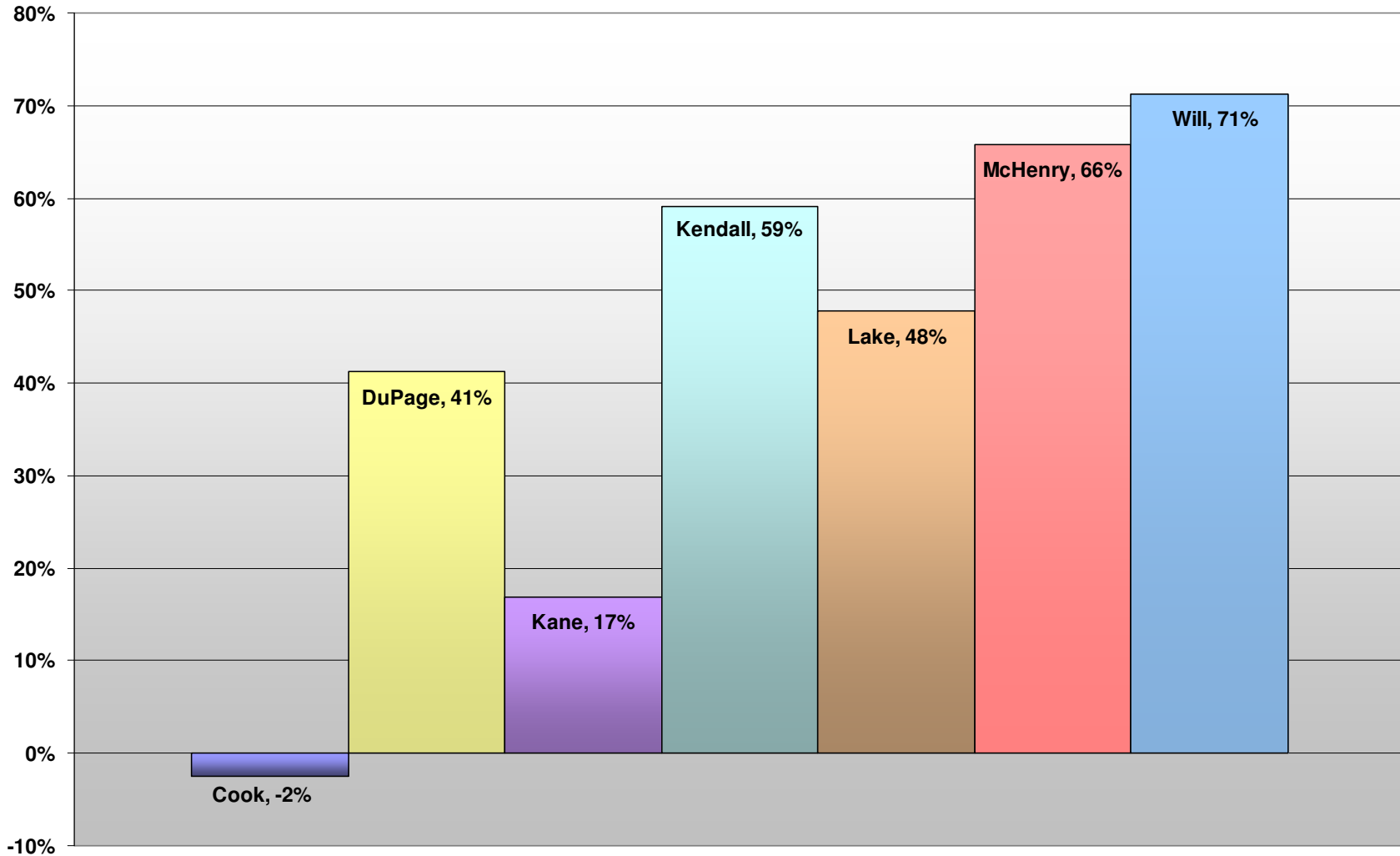


# Senior Population by 2000 Census Tract



County Totals Source: 2006 America Community Survey (U.S. Census Bureau)

### Percent Change in the over 64 Population from 1990 - 2006 by County



## Senior Characteristics:

- About **60%** are women.
- **72%** of the region's seniors are White (non-Hispanic), which rises to over **85%** in the areas outside of Cook County.
- Nearly **1/3** of those 65-74 years old are disabled and over **50%** of those 75 years and older are disabled.
- About **21%** of Seniors in the Chicago Area are military veteran's (Compared to 7.6% for the total population).

# Transportation

## **Mobility and safety are the main transportation issues**

### Mobility:

- Enables seniors to have a sense of independence.
- Enables personal choices to occur (to go where they want to when they want to).
- Is far more than a transportation issue, it is a quality of life issue.

### Safety issues:

- Feeling safe or unsafe directly effects senior mobility.
- Safety for older drivers is viewed by the medical community as a public health issue.

## Transportation (cont.)

### Senior Transportation Characteristics:

- Nearly 90% of all trips involve a car either as a driver or passenger.
- Most trips occur between 10am and 3pm.
- Seniors have significantly lower crash rates than other age groups, **but** the highest rate of fatal crashes.
- Over 75% of all older adults (64+) in Illinois are licensed drivers.
- Public Transit (fixed route) is free for seniors in Illinois.

## ***Emerging Issues: Transportation***

To prepare to meet the needs of older adults the region will likely have to address a number of transportation issues such as:

- Improved roadway design.
- Enhanced driver training and awareness.
- Increased non-driving mobility options, particularly in the suburbs.
- Prepare for a what will likely be a significant increase in demand for Paratransit, Dial-A-Ride, and other demand responsive services.
- Develop a coordinated process by which a senior can go from driving to non-driving and still meet their mobility needs.



# Education

## Educational Attainment level

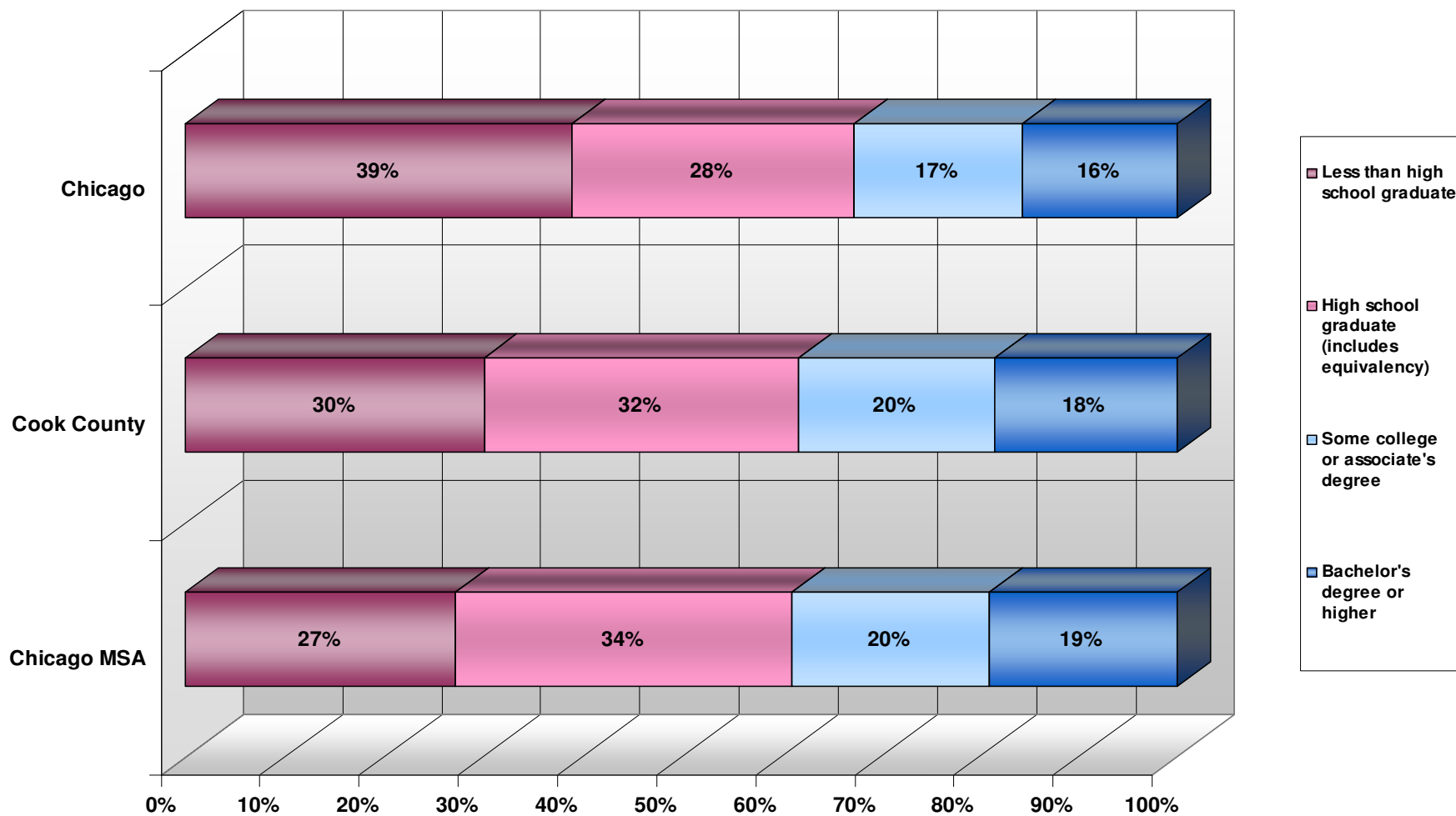
- Chicago Area Attainment Data
- City versus suburb
- Generational changes

## Educational Opportunities

- Job Training
- Self improvement
- Increased Knowledge of Government Programs
- Increasing Caregiver's knowledge
- Volunteering

# Education (Cont.)

Educational Attainment Level for those 65 years and older.



## ***Emerging Issues: Education***

- Expand upon efforts to provide opportunities for continuing education at a variety of levels.
- Provide job training geared specifically for seniors.
- Increase education and outreach to help seniors understand various government programs and services.
- Expand programs and outreach to widows and widowers so that they are better able to meet the many new challenges that may face them.

# Healthcare

- Seniors are at increased risk for a number of diseases and other ailments.
- Long-Term Care issues: whether they involve assistance in the form of maintaining a home, errands, medication management, eating, dressing, bathing and other personal care tasks or are institutional such as a nursing home.
- Healthy lifestyles, preventive care, and a better understanding of risk factors can greatly reduce many health related issues.

## ***Emerging Issues: Healthcare***

- Enhance the many systems that are already in place so that they may be able to meet increased demand.
  - Plan to increase healthcare and mental healthcare providers and facilities.
  - Plan for increases in the use and need for prescriptions.
  - Plan for alternative methods of healthcare delivery
- Support efforts throughout the region that:
  - Promote healthier lifestyles
  - Provide more opportunities for physical activities
  - Provide increase awareness of health related risk factors for seniors, caregivers, family and friends.
  - Enhance opportunities to increase social networking and activities.
- Encourage efforts to increase coordination and information sharing between various levels of government, non-profit service providers, private providers and the public.
- Plan for a significant increase in the number of disabled seniors.
- The cost associated with healthcare and long-term care is a concern for providers, government, individuals and families and will need to be addressed.

# Employment/Income

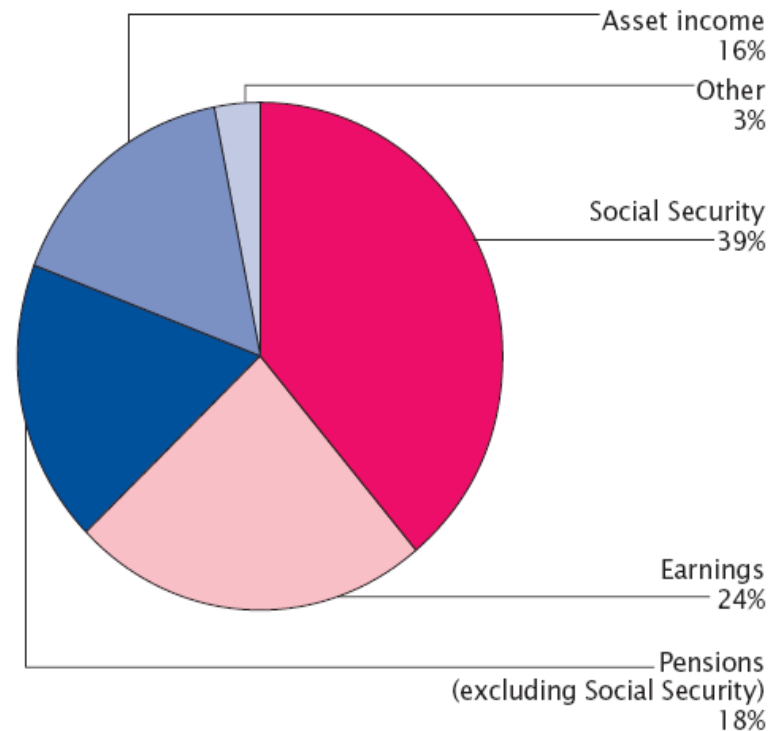
- Many seniors are far more financially stable than past generations.
- There are increasingly wider income gaps between Seniors in poverty and Seniors not in poverty.
- Suburban Seniors are far more likely to have a higher household income than seniors in Chicago.
- As life expectancies continue to increase financial pressures will likely increase.
- Many Seniors will either continue to work past 65 or will re-enter the workforce, often as a part time employee.

# Employment/Income

Figure 4-8.

## Personal Money Income for the Population Aged 65 and Over by Source: 2001

(Percent distribution)



Note: The reference population for these data is the civilian noninstitutionalized population.

Source: Social Security Administration, 2003a, p. 21. For full citation, see references at end of chapter.

## ***Emerging Issues: Employment/Income***

- The need to remain employed will exist for many seniors as will the desire and ability.
  - Plans to accommodate an increasingly larger number of seniors in the workforce will need to be devised and implemented.
  - Transportation planning will need to take Seniors into consideration
  - Job training and job availability for seniors will need to be part of the economic development plans that the region puts forth.
- Many seniors will be in a position to donate time and/or money.
  - Creating a strategic plan or an approach that encourages those who can give to give back within region should be addressed.
  - The region would be well served to develop a mechanism that engages and enables seniors to volunteer in a variety of ways.
- Enhance support systems, subsidy's, tax breaks, etc. for those seniors that need financial support.



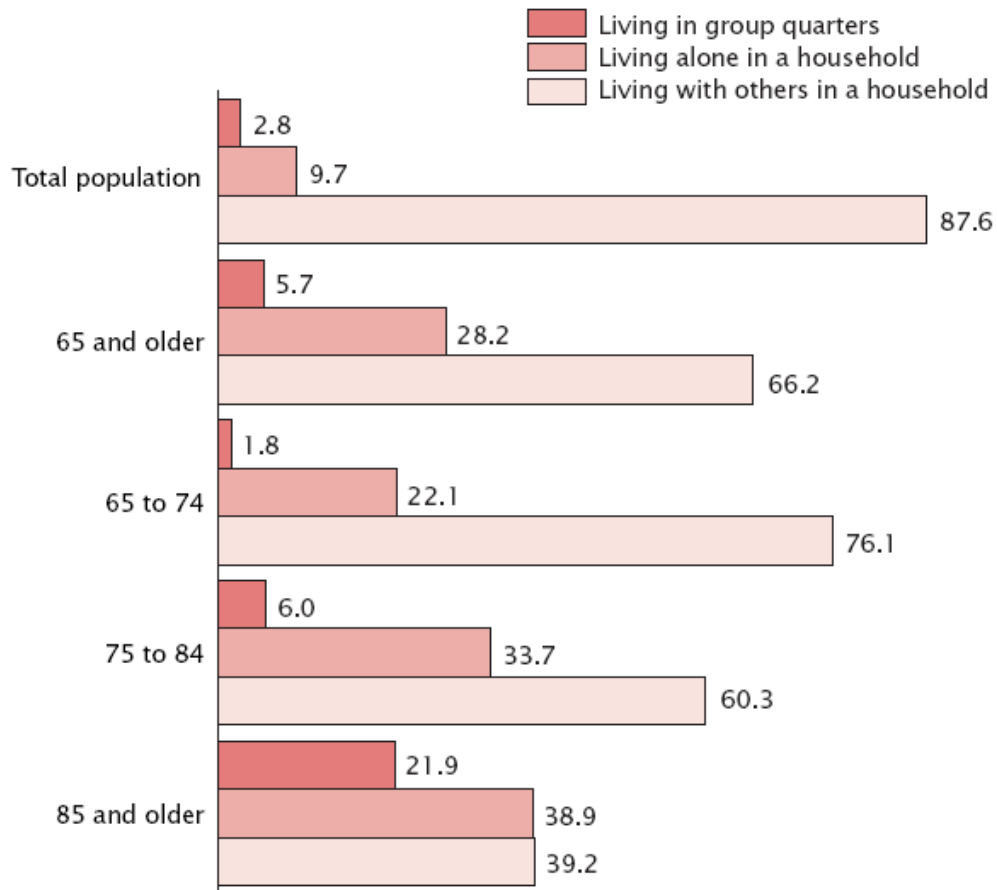
## Land Use/Housing

- Many seniors prefer living in the community they have lived in for a long time. This preference is generally referred to as 'Aging In Place'.
- Relatively few people retire to a warmer climate.
- A growing senior population will cause most communities to address and plan for the needs associated with an aging population.
- Identifying issues related to the senior population and coming to terms with them can benefit the community as a whole.

Figure 3.

**Living Arrangements: 2000**

(Percent distribution. Data based on sample. For information on confidentiality protection, sampling error, nonsampling error, and definitions, see [www.census.gov/prod/cen2000/doc/sf4.pdf](http://www.census.gov/prod/cen2000/doc/sf4.pdf))



Source: U.S. Census Bureau, Census 2000 special tabulation.

# Land Use/Housing

“Aging in Place” will be the overwhelming preference for Seniors for the foreseeable future.

Some barriers to “Aging In Place” are:

- Affordable senior housing is not available in many communities or neighborhoods.
- Housing options throughout the region vary considerably and can be very limited in many areas of the region.
- Mobility options are inadequate.
- Safety & security concerns that reduce physical and social activity.

## ***Emerging Issues: Land Use/Housing***

Meeting the housing needs of seniors and making land use decisions that enable seniors to “Age in Place” will be critical to meeting the needs of an aging population.

Some considerations to enable “Aging in Place”:

- Provide housing options meeting diverse needs of seniors.
- Offer opportunities for walking and bicycling in easily accessible and well designed pedestrian/bicycle systems and park facilities.
- Plan and provide for services that seniors most often use within close proximity to where they reside.
- Use universal design concepts and other best practices to enhance security, safety, and mobility throughout the community.

# Conclusion

- Planning for Seniors needs to be one of the fundamental underpinnings of the Regional Comprehensive Plan.
- Senior issues are complex and often vary by geography, income, education, etc.
- As more seniors reach 85 years and beyond the need to provide adequate support systems will grow exponentially.
- Mobility for seniors is a quality of life issue that effects how seniors age.
- Enabling seniors to “Age in Place” will be will becoming increasingly important.
- We need to gain a better understanding of the characteristics associated with various senior subsets sets to better prepare for the variety of seniors.
- More data and research will be needed to plan for subsequent groups of seniors.

# Next Steps

- Add more information to the report
- Incorporate feedback
- Revise the draft documents and presentation
- Solicit more feedback
- Present finding to working committees
- Prepare PowerPoint, Ex. Summary, report
- Finish this spring.