

A photograph of a wooden boardwalk with railings, set in a park-like environment with green grass and trees. The boardwalk is made of weathered wood and has several informational signs placed along its path. The sky is blue with some clouds.

Park Forest Sustainability Plan

CMAP Human & Community Development Committee

April 9, 2012

Agenda



- Project Overview
- 10 Major Plan Recommendations
- Education, Health, & Outreach Components

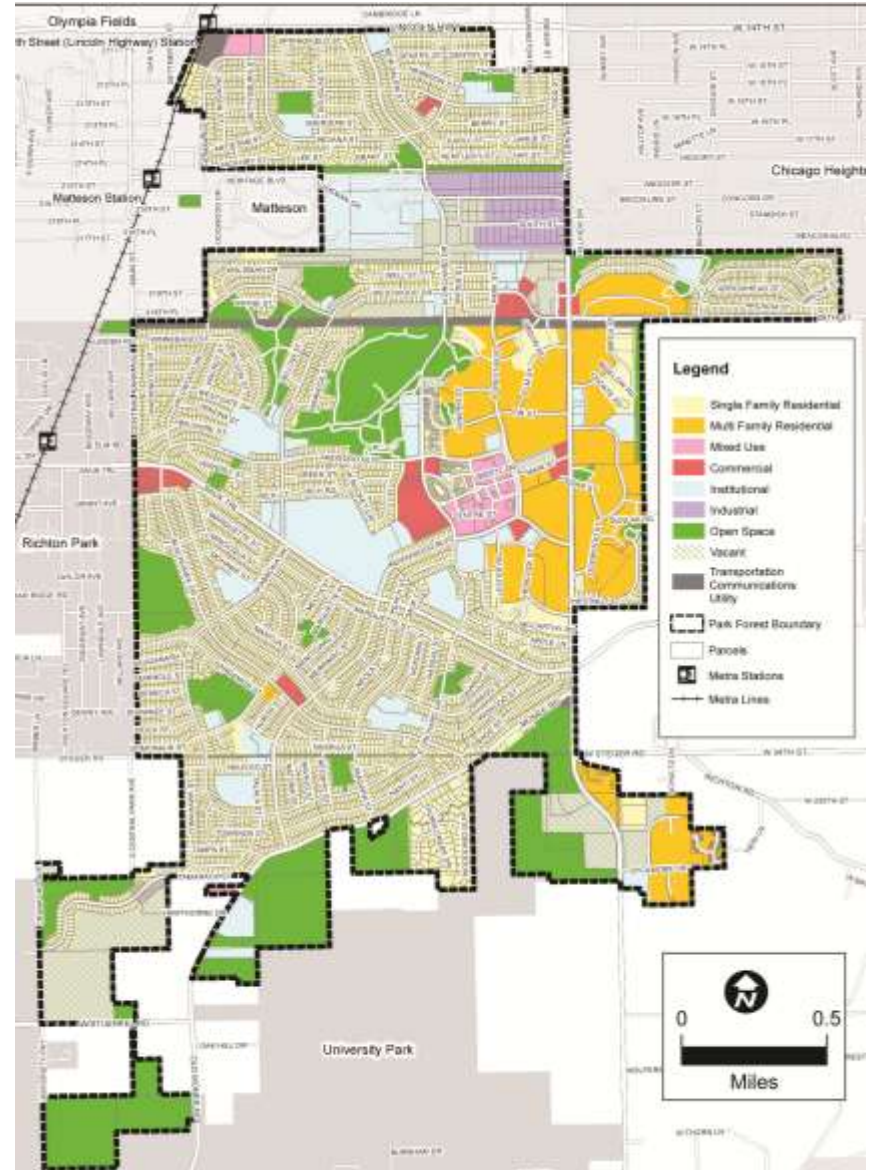


Project Overview



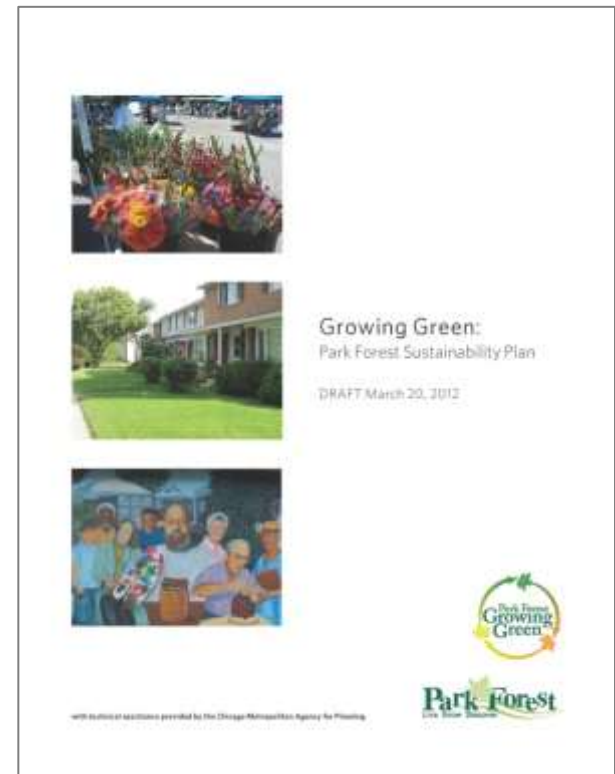
Chicago Metropolitan
Agency for Planning

Park Forest



Plan Components

- Establish vision & goals
- Existing conditions assessment
- Develop plan strategies & indicators
- Implementation approach
- Monitoring standards



What makes a SP special?



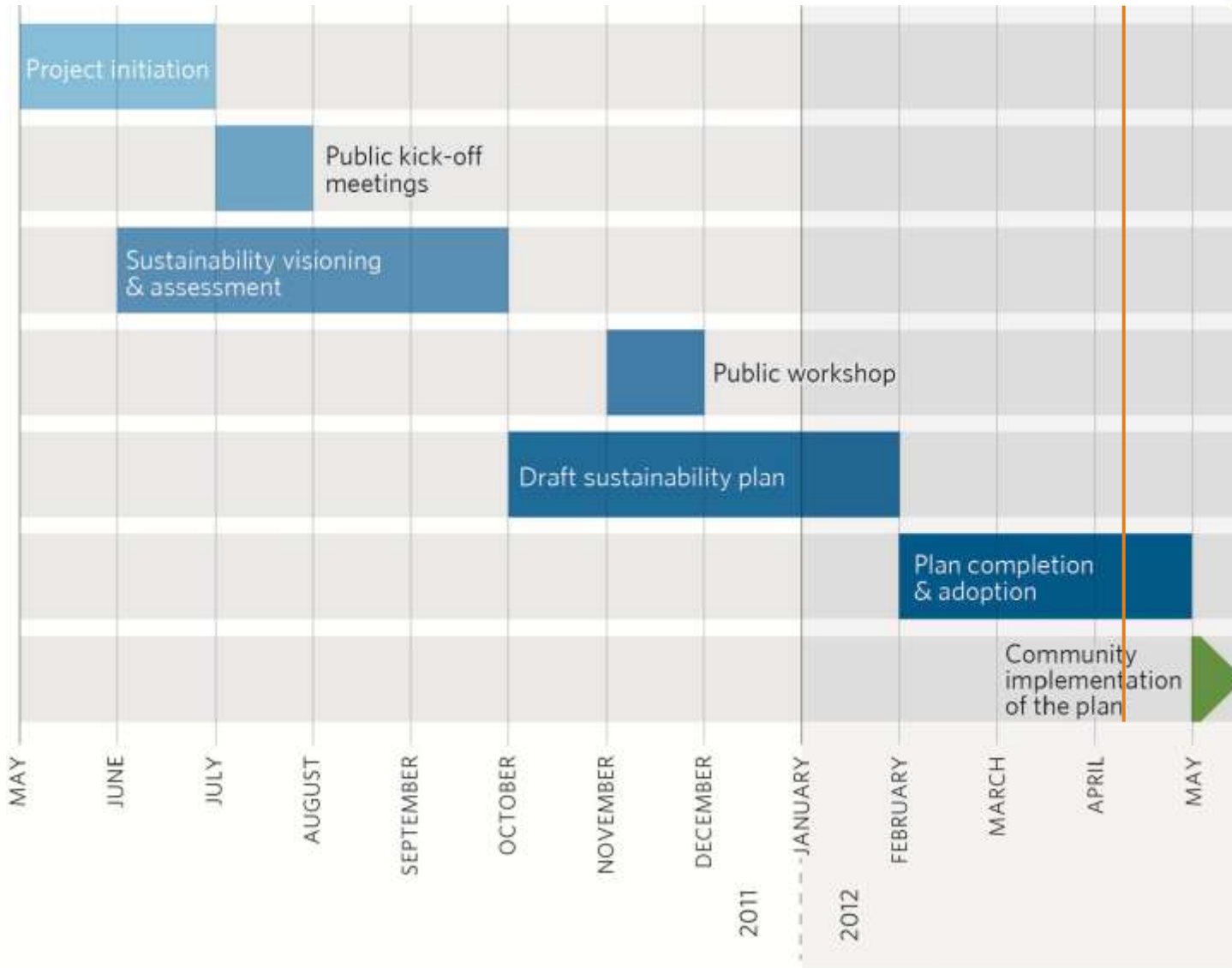
- Focus on environmental issues
- Data & indicators
- Implementation, monitoring, & accountability

Key Topic Areas



 1: Development Patterns	Environment
 2: Transportation and Mobility	
 3: Open Space and Ecosystems	
 4: Waste	
 5: Water	
 6: Energy	
 7: Greenhouse Gases	
 8: Green Economy	Economy
 9: Local Food Systems	
 10: Municipal Policies and Practices	Equity
 11: Education	
 12: Community Health and Wellness	
 13: Housing Diversity	
 14: Arts and Culture	

Timeline





10 Major Plan Recommendations

10 Major Plan Recommendations



1. Update regulations to promote sustainable development
2. Enhance transit service & bike/walk amenities
3. Upgrade transportation & sanitary/sewer infrastructure
4. Improve stormwater management & reduce flooding
5. Ensure the Village's water supply



Pace bus & native plantings in Downtown

10 Major Plan Recommendations



6. Reduce residential energy use
7. Attract green businesses & jobs
8. Increase recycling & composting
9. Create related educational opportunities
10. Improve data collection methods to monitor progress



St. Irenaeus community garden



Education, Health, & Outreach



Chicago Metropolitan
Agency for Planning

Education Recommendations



Education

Strategy	Lead & Partners ¹	Phasing ²	Target Indicator(s)
1 <i>Provide enhanced opportunities for youth to engage in sustainability.</i>	VPF PIO/SC, school districts	Ongoing	
2 <i>Conduct school curricula review to identify areas where sustainability lessons can be integrated.</i>	VPF PIO/SC, school districts	Mid-term	Conduct curriculum review and integrate sustainability into lesson plans in all Park Forest schools by the 2017-18 school year.
3 <i>Create “neighborhood groups” as a means of distributing information.</i>	VPF PIO/SC, The Park Foresters	Short-term	
4 <i>Develop the Village as a clearinghouse for sustainability resources, along with new related Village programming.</i>	VPF PIO/SC, Environment Commission	Short-term	
5 <i>Create signage and displays to highlight the Village’s “green” initiatives.</i>	VPF DRP	Mid-term	Display signage at each “green initiative” site or sustainability project by 2017.

Community Health Recommendations



Strategy	Lead & Partners ¹	Phasing ²	Target Indicator(s)
1 <i>Expand upon the Health Department's role in ensuring community-wide health.</i>	VPF HD, health advisory committee	Short-term	Increase enrollment in Village-provided recreational programs by 20 percent by 2017.
2 <i>Further develop and promote health-related programs and events.</i>	VPF HD, VPF DRP, health advisory committee	Ongoing	Increase enrollment in Village-provided recreational programs by 20 percent by 2017.
3 <i>Increase safety and perception of safety.</i>	VPF PD, VPF DEDP	Short-term	
4 <i>Incentivize Health Impact Assessments for larger new developments.</i>	VPF DEDP	Short-term	

Community Health



Chicago Metropolitan Agency for Planning

Public Outreach



Village Officials & Staff

- Village Board meeting
- Village Commissions meeting
- CMAP on-site employee

Public Meetings

- Kick-off meeting
- Youth workshop
- MetroQuest workshop
- Public open house
- Public hearings

Advisory Committees

- Technical Advisory Committee
- Citizens Advisory Committee

Public Focus Groups

- Stakeholder interviews
- Topical focus groups



Chicago Metropolitan
Agency for Planning

MetroQuest Tool

1

CHALLENGE

2

RANK GOALS









3

CHOOSE STRATEGIES

Choose Strategies  include or  exclude each strategy. Please set one as your favorite: ★

4





















GET INVOLVED

- Buildings & Development 
- Water Resources 
- Energy 
- Community Health 
- Waste 
-
- Biking & Walking 
- Local Food 
- Public Transportation 



Buildings & Development:
Encourage green buildings and development.

Strategies:

- Create new zoning and building standards to require sustainable development    
- Require preservation of natural resources in development regulations    
- Convert residential land at key intersections to commercial uses to create neighborhood shops    
- Create a homeowners manual that includes guidance on affordable, sustainable home improvements    
- Information to the general public on grants, and programs related to green building    

Impact   

Cost   

Impact: The strategy's relative effectiveness in achieving related goal and overall Village sustainability.

Cost: The relative upfront cost of implementing the strategy.

  Finish  Next goal



Thank you!

Kristin Ihnchak

kihinchak@cmap.illinois.gov

(312) 676-7462

To view the Park Forest Sustainability Plan, visit www.cmap.illinois.gov/park-forest



Chicago Metropolitan
Agency for Planning

What is a sustainability plan?

Indicators

Transportation

Introduction

Goal #1: Decrease vehicle miles traveled (VMT) by automobile.

Baseline Indicator: In 2010, Village residents traveled by vehicle for a total of 357,000,000 miles.

Target Indicator: Total VMT by automobile by the Village will be reduced 30% by 2025, or 3% annually.

Strategies:

Make public transit more efficient.

Develop a bike plan.

Etc.

Project Scope of Work

Phase I: Project Initiation

Phase II: Sustainability Vision

Phase III: Sustainability Assessment

Phase IV: Develop the Sustainability Plan

Phase V: Review, Revise, & Adopt the Plan