



MEMORANDUM

To: CMAP Working Committees
From: Drew Williams-Clark, CMAP Staff
Date: September 3, 2014
Re: 2014 Municipal Survey Results

Introduction

Every second year the Chicago Metropolitan Agency for Planning (CMAP) surveys the region's municipal governments. The purpose of the biennial survey is to help track the progress of GO TO 2040 implementation and shape our work to support municipal efforts through the CMAP Local Technical Assistance program, policy analysis, and the development of other resources.

Survey Results

In 2014, 177 municipalities of CMAP's 284 communities responded to the 2014 survey: a response rate of 62.3%. This number is similar to the number of respondents (184) that completed the survey in 2012, which had a response rate of 64.7%. As shown in Figures 1 and 2, the percentage of total respondents from each County in 2014 closely reflects the percentages from the 2012 survey.

Figure 1: Percent of Survey Respondents by County 2014

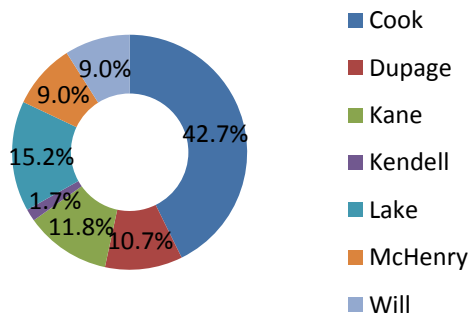
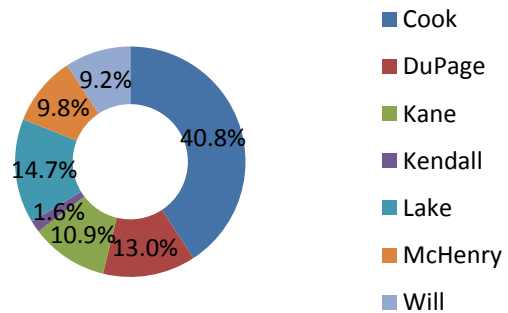


Figure 2: Percent of Survey Respondents by County 2012



Source: CMAP 2014 Municipal Plans, Programs, and Operations Survey

Source: CMAP 2012 Municipal Plans, Programs, and Operations Survey

Municipal Demand for CMAP Projects and Products

Since 2010 CMAP has completed, or initiated, approximately 150 local projects through the Local Technical Assistance (LTA) program, including comprehensive plans, subarea plans, zoning ordinance updates, bicycle and pedestrian plans, and other kinds of projects. Every LTA project represents a partnership between CMAP and a local government, typically a municipality. As the program's focus begins to shift from planning to implementation, the agency needs a better understanding of municipal demand for implementation projects across the region. The municipal survey will be used to assess that demand.

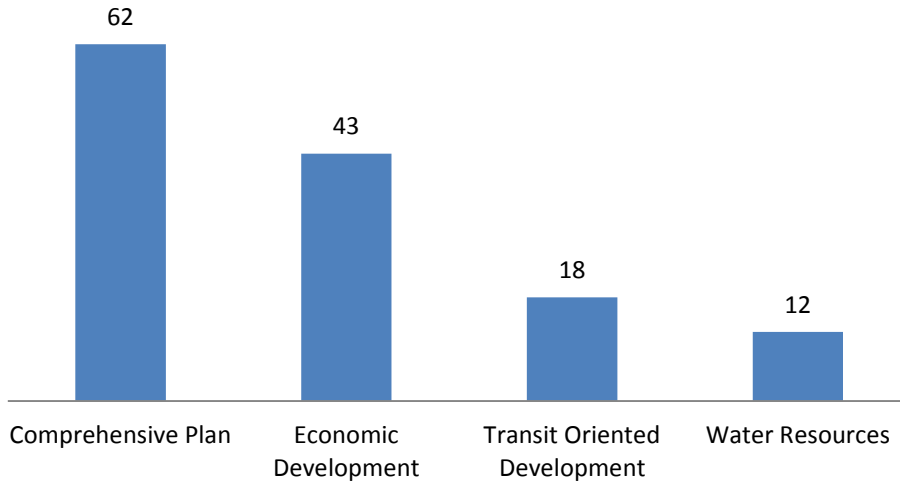
Over the past several years, the agency has also developed a series of planning and policy toolkits under the Model Plans, Ordinances, and Codes project. These guides describe the process of implementing a specific municipal policy, from study to approval. Perhaps more importantly, these guides have allowed CMAP to investigate different approaches to LTA projects. As an example, in developing the Parking Strategies to Support Livable Communities report, staff spent a year identifying the best ways to analyze parking demand and strategies to reduce parking congestion. Since the completion of the report, CMAP has completed several parking management projects through the LTA program.

In the future, toolkit projects will continue focus on topics the municipal survey identifies as high demand, but deliverables will focus more on how CMAP should approach these topics in delivering technical assistance. The agency will continue to post toolkits online for those interested, but reports will be more concise and refer readers to other resources where appropriate.

Municipal Planning Project Priorities

Respondents were asked if producing a plan (e.g. comprehensive, transit oriented development, water resources, or economic development) is a priority for completion in the next two years . Figure 3 illustrates plans that respondents indicated were middle- or high priority projects. Almost 68% of those that responded to the same question indicated that they would be interested in CMAP technical assistance to support these efforts.

Figure 3: Priority Municipal Planning Projects

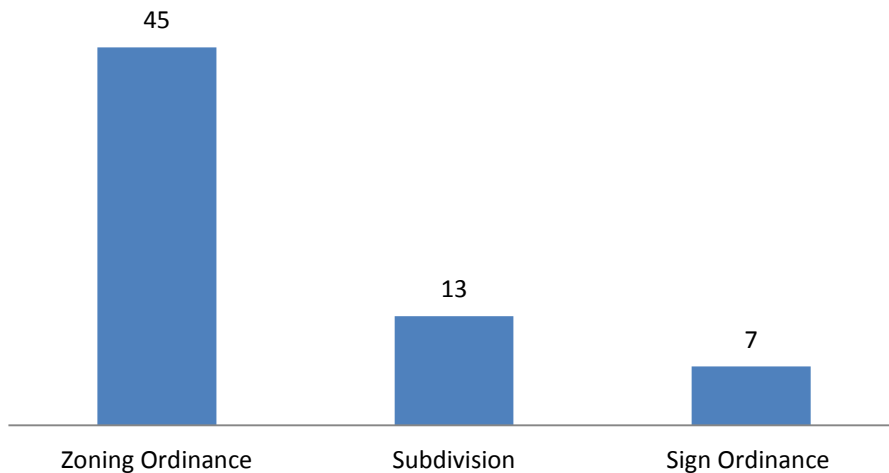


Source: CMAP 2014 Municipal Plans, Programs, and Operations Survey

Municipal Regulatory Project Priorities

Respondents were asked if developing a new, or revising an existing code or ordinance pertaining to land use, development or transportation is a priority in the next two years. Responses to the question varied widely, but Figure 4 shows the three topics identified most commonly as middle- or high priority projects. Almost 60% of respondents indicated that they would be interested to receive CMAP technical assistance to support such projects.

Figure 4: Priority Municipal Regulatory Projects



Source: CMAP 2014 Municipal Plans, Programs, and Operations Survey

Implementation Project Priorities

The LTA program has focused on plan development in its first several years for the purpose of aligning local government plans with GO TO 2040. The volume of high quality comprehensive

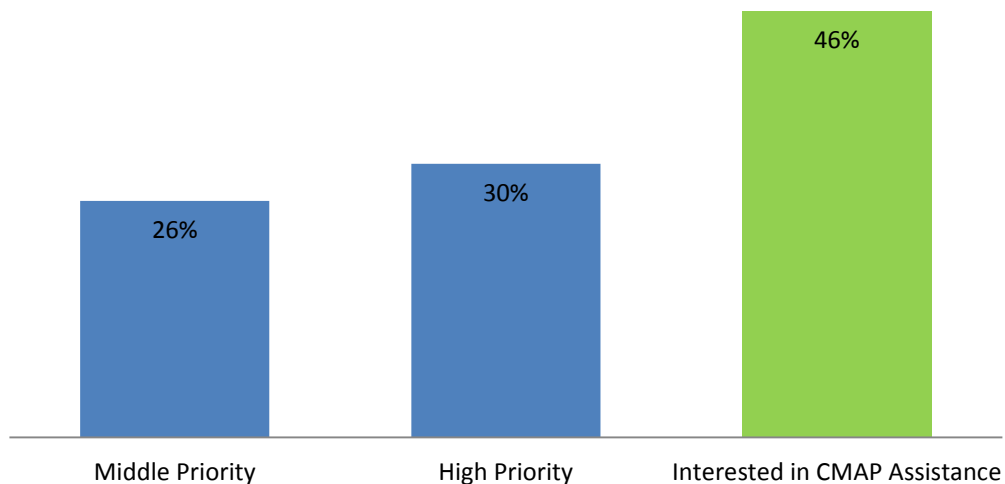
and other plans developed through the program has been staggering. This year, the agency will begin a strategic effort to focus increasingly on the implementation of local plans. The municipal survey asked respondents to gauge the priority of several different types of projects that can support the implementation of previous plan recommendations.

Strategic Plan

Respondents were asked if producing a strategic plan that is tied directly to their comprehensive plan would be a priority in the next two years. A strategic plan is a guiding document that guides the allocation of resources in the short term, typically 1-5 years.

Resources, in this case, can include monetary or staff resources, or both. More than 50% of respondents indicated that it would be a middle- or high priority, while 46% would be interested in receiving CMAP technical assistance to support such a project.

Figure 5: Produce a Strategic Plan in the Next Two Years

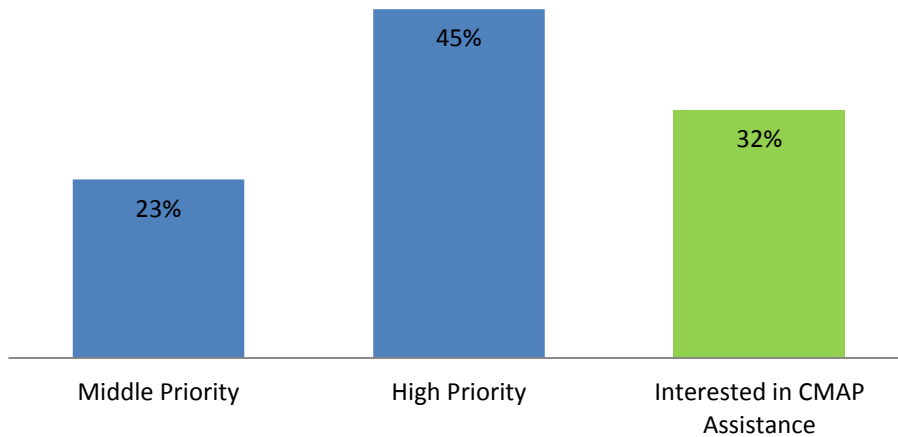


Source: CMAP 2014 Municipal Plans, Programs, and Operations Survey

Capital Improvement Plans

Respondents were asked if developing or updating a capital improvement program (or plan), otherwise known as a CIP, is a priority in the next two years. A CIP is another type of relatively short range plan (4-10 years) that prioritizes the construction or purchase of infrastructure, buildings, facilities, or equipment and identifies funding streams for these activities. A CIP is also typically tied to a comprehensive plan and/or a strategic plan. 45% of respondents said that developing a CIP would be a high priority and 32% indicated that they would be interested in receiving technical assistance from CMAP.

Figure 6: Develop or Update a CIP in the Next Two Years

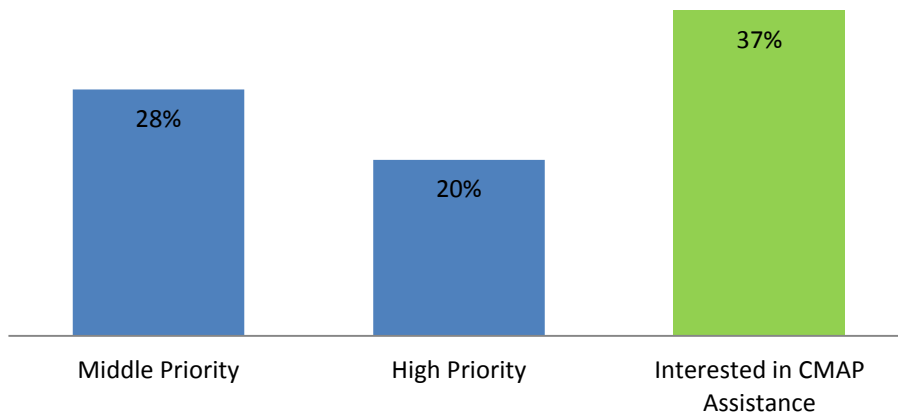


Source: CMAP 2014 Municipal Plans, Programs, and Operations Survey

Attracting Development to a Specific Site

Respondents were asked if attracting development to specific site is a priority in the next two years. Land use plans often recommend redevelopment on sites that have been difficult to market to developers in the past. Local governments can use economic development strategies to attract development to these sites. Almost 50% of respondents indicated that such a project would be a middle- or high priority in the next two years. 32% of respondents indicated an interest in receiving technical assistance from CMAP to support the effort.

Figure 7: Attract Development to a Specific Site in the Next Two Years



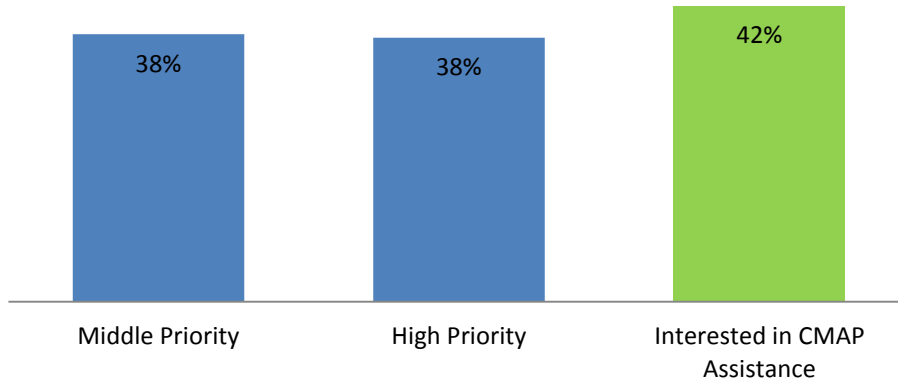
Source: CMAP 2014 Municipal Plans, Programs, and Operations Survey

Outreach to Residents Engagement

Respondents were asked if outreach to residents/public engagement would be a priority activity in the next two years. While not exclusively used to support plan implementation, public engagement is an important tool to advance municipal planning and policy making. For those that responded, 76% indicate that outreach is a middle- or high priority. Figure 12 shows that

42% of respondents would be interested in receiving technical assistance from CMAP to support these efforts.

Figure 8: Outreach to Residents/Public Engagement in Next Two Years



Source: CMAP 2014 Municipal Plans, Programs, and Operations Survey

Conclusion/Next Steps

This analysis shows that the types of projects currently undertaken by CMAP staff through the LTA program continue to be in high demand. It also shows that significant demand exists for projects that would support local governments in plan implementation. At this time staff are interested in working committee discussions to help the agency identify the best methods to meet the demands identified by the municipal survey, such as direct technical assistance, workshops, or other methods.