

ON TO 2050

Plan Indicators Development

Economic Development Committee
September 26th, 2016

Project Goals

- **Create a set of indicators to quantify goals and measure implementation progress of ON TO 2050**
 - Reevaluate and refine GO TO 2040 indicators
 - Develop new indicators to cover new topic areas
 - Create near-term (2025) and long-term (2050) targets

Indicator Evaluation

- **Plan priority**
- **Consistency**
- **Accessibility**
- **Data quality and reliability**
- **Level of effort**

Project Deliverables

- **Possible New Indicators Memo (May-June 2017)**
- **Refinement of Existing Indicators Memo (May-June 2017)**
- **Proposed ON TO 2050 Indicators and Targets Memo (Sept. 2017)**

Project Process

- **Review existing indicators for modification**

Project Process

- **Review existing indicators for modification**
- **Identify potential new indicators**

Project Process

- Review existing indicators for modification
- Identify potential new indicators
- Determine methodology for new/modified indicators

Project Process

- Review existing indicators for modification
- Identify potential new indicators
- Determine methodology for new/modified indicators
- **Committee review of Possible New Indicators and Refinement of Existing Indicators Memos**

Project Process

- **Review existing indicators for modification**
- **Identify potential new indicators**
- **Determine methodology for new/modified indicators**
- **Committee review of Possible New Indicators and Refinement of Existing Indicators Memos**
- **Calculate baseline indicator values and set targets**

Project Process

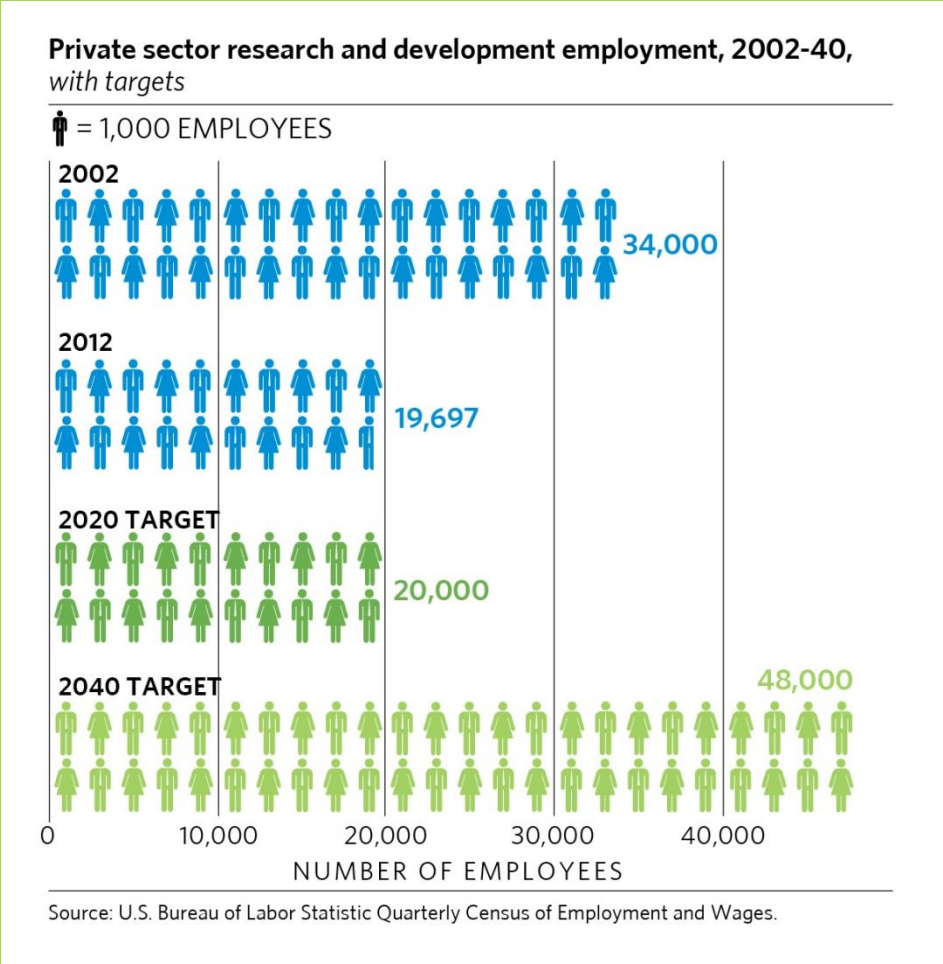
- **Review existing indicators for modification**
- **Identify potential new indicators**
- **Determine methodology for new/modified indicators**
- **Committee review of Possible New Indicators and Refinement of Existing Indicators Memos**
- **Calculate baseline indicator values and set targets**
- **Committee review of Proposed ON TO 2050 Indicators Memo**

Relevant GO TO 2040 Indicators

- **Private Sector Employment in Research and Development**
- **Venture Capital Funding**
- **Number of Patents Issued Annually**

Relevant GO TO 2040 Indicators

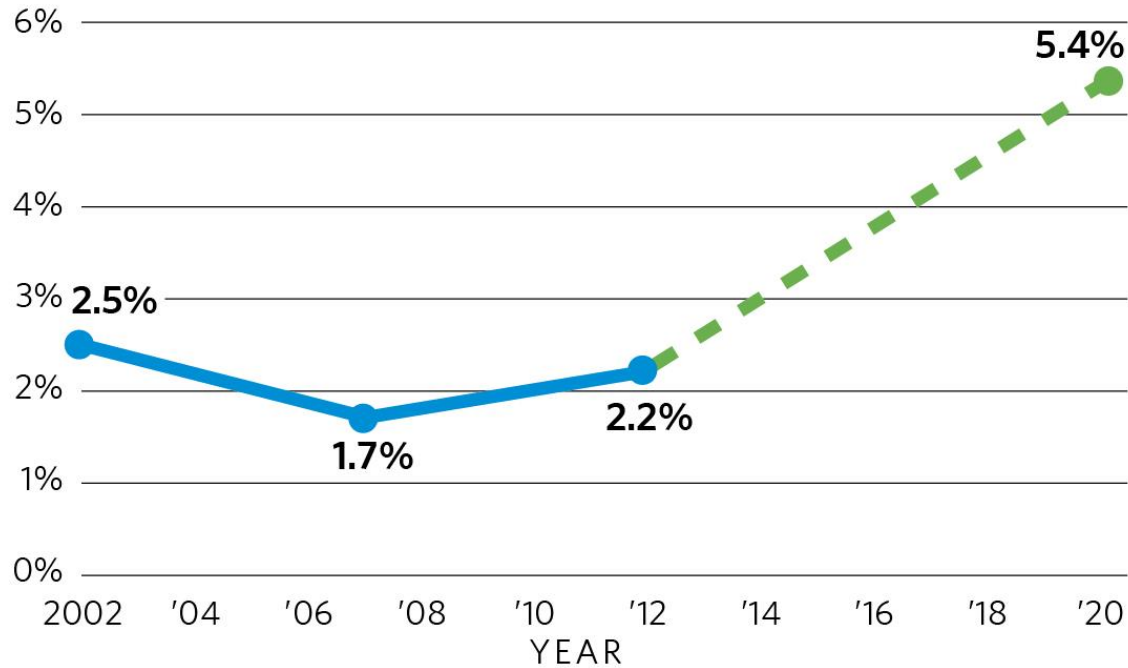
Private Sector Employment in Research and Development



Relevant GO TO 2040 Indicators

Venture Capital Funding

Venture capital funding, share of national deals, 2002-20, with targets

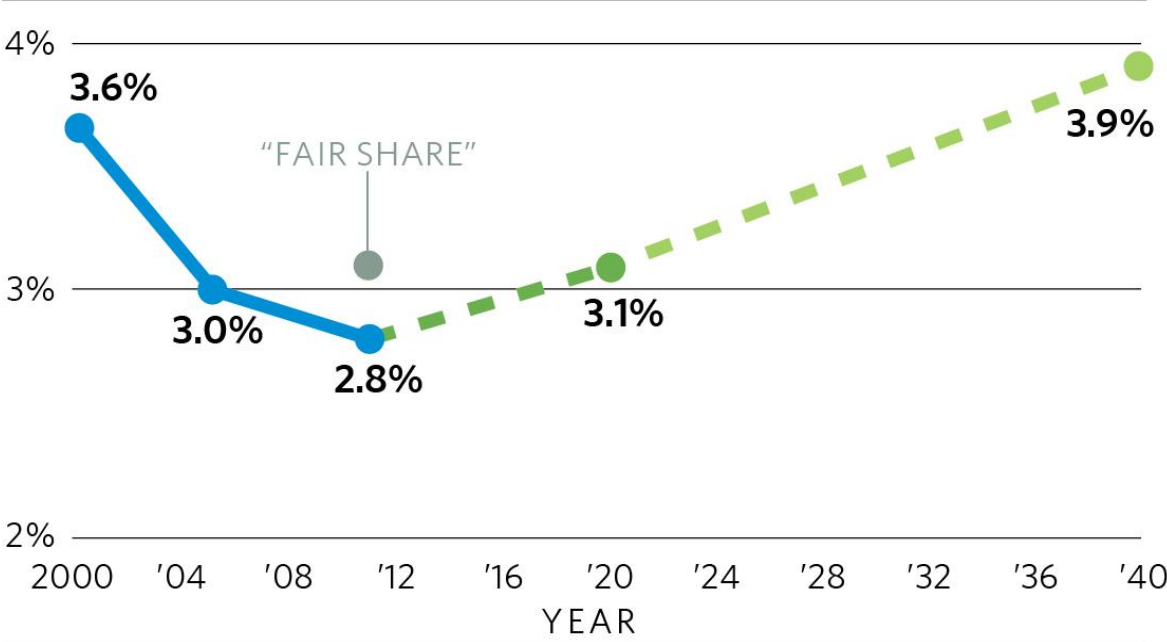


Source: Price Waterhouse Coopers Money Tree Report.

Relevant GO TO 2040 Indicators

Number of Patents Issued Annually

Northeastern Illinois share of U.S. patents issued annually, 2000-40, with targets



Note: The "fair share" dot indicates the proportion of national patent output metropolitan Chicago should produce based on the region's share of the national population.

Source: U.S. Patent and Trademark Office.

Relevant GO TO 2040 Indicators

- **Secondary Kindred Indicators:**

- Technology Transfer
- Manufacturing Exports

Thank You

Noel Peterson

npeterson@cmap.illinois.gov

312.386.8679

Senior Analyst

Chicago Metropolitan Agency for Planning

www.cmap.illinois.gov