Chicago Metropolitan Agency for Planning

233 South Wacker Drive
Suite 800
Chicago, Illinois 60606

312 454 0400
www.cmap.illinois.gov

STP Project Selection Committee

Annotated Agenda
Wednesday, June 27, 2018
9:30 a.m.

Cook County Conference Room
233 S. Wacker Drive, Suite 800
Chicago, Illinois

1.0 Call to Order **9:30 a.m.**

2.0 Agenda Changes and Announcements

3.0 Approval of Minutes – May 23, 2018
ACTION REQUESTED: Approval

4.0 Shared Fund Scoring System Proposal
Staff will present recommendations for shared fund scoring and review a sample project evaluation spreadsheet.
ACTION REQUESTED: Discussion

5.0 Proposal for Use of TDCs
An update on the status of IDOT review of CMAP's proposal for the use of Transportation Development Credits with STP-Funded Projects in Disadvantaged Communities will be provided.
ACTION REQUESTED: Information

6.0 Summer Outreach Activities
A calendar of scheduled and tentative meetings will be provided.
ACTION REQUESTED: Information

7.0 Other Business

8.0 Public Comment
This is an opportunity for comments from members of the audience. The amount of time available to speak will be at the chair's discretion.

9.0 Next Meeting
The next meeting is scheduled for July 25, 2018 at 9:30 a.m.

10.0 Adjournment

STP Project Selection Committee Members:

_____ Dan Burke	_____ Lorri Newson*	_____ Jeffery Schielke
_____ John Donovan*	_____ Kevin O'Malley	_____ Eugene Williams
_____ Jesse Elam	_____ Chad Riddle*	_____ John Yonan*
_____ Luann Hamilton	_____ Leon Rockingham	

*Advisory

Chicago Metropolitan Agency for Planning

233 South Wacker Drive
Suite 800
Chicago, Illinois 60606

312 454 0400
www.cmap.illinois.gov

Chicago Metropolitan Agency for Planning (CMAP)
STP Project Selection Committee
Draft Minutes
May 23, 2018

Offices of the Chicago Metropolitan Agency for Planning (CMAP)
Cook County Conference Room
Suite 800, 233 S. Wacker Drive, Chicago, Illinois

Committee Members Present:	Grant Davis – CDOT, John Donovan – FHWA, Jesse Elam – CMAP, Luann Hamilton – CDOT, Lorri Newson – RTA, Kevin O'Malley CDOT, Chad Riddle – IDOT, Mayor Leon Rockingham – Council of Mayors, Mayor Jeffery Schielke (via phone) – Council of Mayors, Mayor Eugene Williams – Council of Mayors, John Yonan – Counties
Others Present:	Mark Baloga, Elaine Bottomley, Jack Cruikshank, Karen Darch, Kristi DeLaurentiis (via phone), Jackie Forbes, Mark Fowler, Mike Fricano, Emily Karry, Tom Kelso, Mike Klemens, Kelsey Mulhausen, Heather Mullins, Kevin Peralta, David Seglin, Cody Sheriff, Mike Sullivan, Mike Walczak
Staff Present:	Anthony Cefali, Teri Dixon, Kama Dobbs, Doug Ferguson, Elizabeth Irvin, Erin Kenney, Stephane Phifer, Russell Pietrowiak, Melissa Porter, Jeff Schnobrich, Gordon Smith, Tim Verbeke, Simone Weil, Barbara Zubek

1.0 Call to Order

Mr. Elam called the meeting to order at 9:35 a.m.

2.0 Agenda Changes and Announcements

There were no agenda changes or announcements.

3.0 Approval of Minutes – May 2, 2018

A motion to approve the minutes as presented, made by Mayor Rockingham, seconded by Mayor Williams, carried.

4.0 Revised Active Program Management Proposal

Ms. Dobbs presented the revised Active Program Management proposal. She went through each component of the proposal and noted revisions in the obligation deadlines, carryover limitations, and redistribution of unobligated funding. She gave examples of active reprogramming when there are delayed project phases and when unobligated funds are available. Ms. Dobbs discussed prioritizing access to the available funds and Lorri Newson asked if there already is a process in place. Ms. Dobbs responded that CMAQ has a first ready first funded process and Mr. Ferguson clarified CMAQ does have a prioritized access policy but never had to use it. Mr. Riddle asked how prioritized access will work and who will do the approvals. Ms. Dobbs responded that staff proposes to make the decisions using the prioritized access policy instead of bringing it to the committee.

Mr. Riddle commented there should be a cut off for requests so that the approvals can line up with the TIP change deadline. Ms. Hamilton stated that cost increases before advancing projects works well. Ms. Dobbs asked the committee if they had any thoughts about the summer feedback before the policies are finalized in the fall. Mayor Williams recommended that staff schedule meetings with the COGs and Mr. Yonan stated that the County Engineers should be made aware of the meetings. Mr. Davis ask for clarification, and Ms. Dobbs confirmed, that extended projects can be swapped with another project if it is not able to make the deadline, but the replacement project will be subject to the same deadline.

Mr. Walczak asked if the goal is to program 100% including the city and the shared fund and Ms. Dobbs responded the goal is to always program at 100%. President Darch asked if the goal is to see good projects done then why are projects that miss a deadline not ever able to access the shared fund. Ms. Dobbs said the goal is to encourage projects not to miss deadlines by limiting access to funds that are available to the entire region and added that if special circumstances arise the committee will be available to make those types of individual decisions.

Ms. Dobbs also note that staff intends to do sample scoring on past projects and test active program management policies during the remainder of the transition period. In response to a question from Ms. Hamilton, Ms. Dobbs stated that shared fund projects are subject to the same obligation deadlines and active program management policies as the local council programs, and would have the same access to redistributed funds. Mr. Elam stated that the proposal will be brought to the councils this summer for additional feedback. Mr. O'Malley asked if a document will be drafted or the PowerPoint presentations will be used. Mr. Riddle stated that he thinks that document should be

written out so that the councils can use that as guidelines to develop their methodologies. Mr. Donovan stated he does not believe people who are seeing the information will be able to fully capture all of the nuances in the proposal through a PowerPoint presentation. Ms. Dobbs stated that it will likely be a combination of the two.

5.0 Other Business

There was no other business.

6.0 Public Comment

There was no public comment.

7.0 Next Meeting

The next meeting is scheduled for June 27, 2018.

8.0 Adjournment

On a motion by Ms. Hamilton, seconded by Mayor Rockingham, the meeting adjourned at 10:13 a.m.

ON TO 2050

STP Shared Local Fund:

Program Structure and Project Eligibility

June 27, 2018

CMAP

Shared Fund Development Timeline

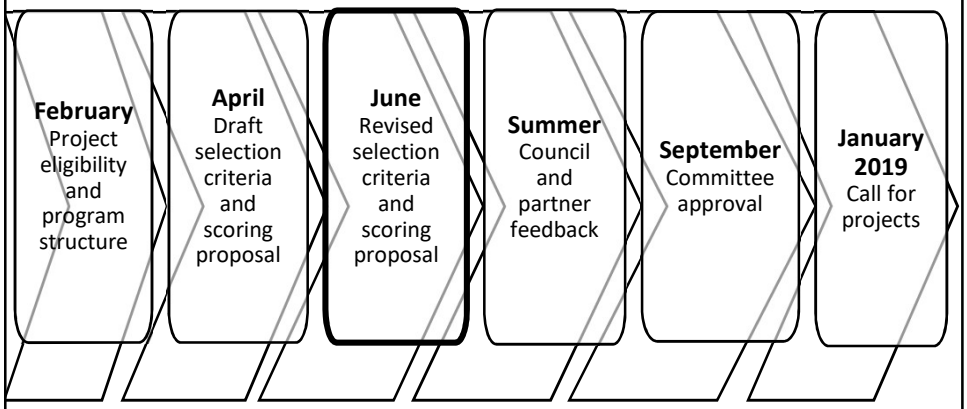

CMAP

Today's meeting:

- Review methodology
- Discuss "proof of concept" evaluation results

No new changes proposed to:

- Project eligibility
- Overall program structure

CMAP

"Proof of Concept" draft project evaluation

- Working draft- meant for illustrative purposes to work through scoring mechanics
- Completed or fully funded projects used as sample projects
- Wide range of projects from throughout the region
- CMAP staff made best effort to find historical information about projects through TIP and public records
- Evaluation of submitted projects will use info provided in application process
- Will continue refining methodology over summer

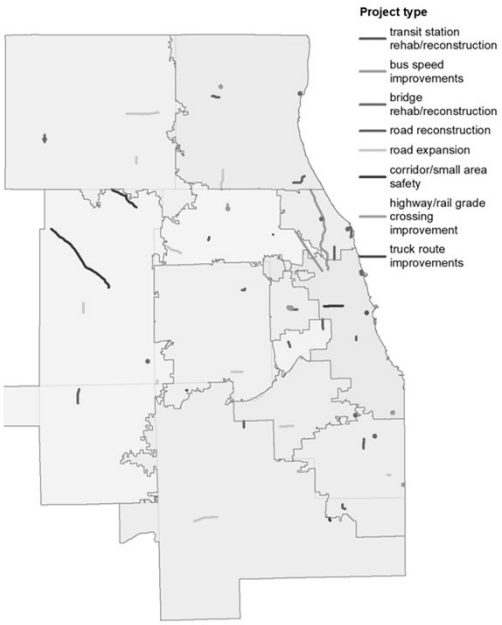

CMAP

Project types	Project readiness			Transportation impact			Planning factors				
	Engineering /ROW completion	inclusion in plans	financial commitments	current condition/ need	population/ job benefit	improvement	green infrastructure	freight movement	Inclusive growth	complete streets	transit supportive density
Highway/rail grade crossing improvements							5	-	10	10	-
Truck route improvements							5	-	10	10	-
Road expansions							5	5	10	5	-
Road reconstructions							5	5	10	5	-
Bridge rehab/ reconstructions	10	10	5	20	10	20	-	5	10	10	-
Corridor-level or small area safety improvements							-	5	10	10	-
Transit station rehab/ reconstructions							-	-	10	5	10
Bus speed/reliability improvements							-	-	10	5	10
	Maximum: 25			Maximum: 50			Maximum: 25				

Total: 100 + Council/CDOT support bonus

CMAP

Evaluation component: project readiness

25 total points:

- **Engineering completion and ROW acquisition (10 points)**
- **Financial commitments (5 points)**
- **Inclusion in plans (10 points)**

CMAP

Engineering Completion and Right of Way acquisition

Phase 2 substantially complete:	+5 points
ROW complete/not needed:	+5 points
Total	10 points

Information needed from sponsors:

- **Status of engineering and ROW acquisition**

CMAP

Financial commitment

less than 20% of project cost (after match requirement):	**5 points**
20%-40%:	**4 points**
40%-60%:	**3 points**
60%-80%:	**2 points**
80%-100%:	**1 point**

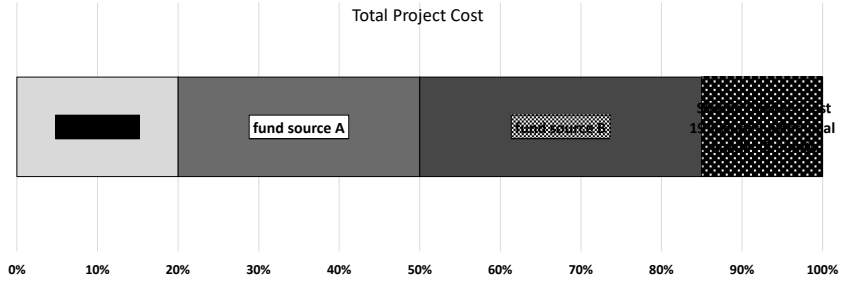

CMAP

Inclusion in local/agency plans

Plan offers support for project type	**3 pts**
Plan identifies specific project:	**10 pts**

Information needed from sponsors:

- **link to relevant plan**

CMAP

Examples:

- **Waukegan Lakefront Downtown master plan**
- **Joliet Arsenal Area Long Range Transportation Plan**
- **CREATE**
- **Pace Vision 2020**
- **Chicago Central Area Plan**
- **DuPage County Transportation Coordination Initiative**
- **O'Hare Subregion Truck Route Plan**

CMAP

Evaluation component: transportation impact

50 total points:

- **Existing condition/need (20 points)**
- **Jobs/household impact (10 points)**
- **Improvement (20 points)**

CMAP

Transportation impact: Transit stations

- **Existing condition/need (20 points)**
  - **Average Transit Economic Requirements Model (TERM) condition score of major station components**
  - **Capacity limitations**
- **Improvement (20 points)**
  - **Cost effectiveness of condition and capacity improvements**

Information needed from sponsors:

- **TERM score for major station assets before and after project**
- **Passenger area (square feet) before and after project**

CMAP

Transportation impact: Bus speed improvements

- **Existing condition/need (20 points)**
  - On-time performance of routes
  - Bus travel time vs auto
- **Improvement (20 points)**
  - Cost effectiveness of on-time performance and time savings

Information needed from sponsors:

- On-time performance before and after project
- Bus travel time before and after project

CMAP

Transportation impact: bridge reconstruction

- **Existing condition/need (20 points)**
  - Sufficiency rating from National Bridge Inventory
- **Improvement (20 points)**
  - Cost effectiveness of condition improvement
  - Amount of improvement adjusted based on type of work (deck replacement, substructure replacement, full reconstruction, etc.) based on factors from IDOT major bridge program

Information needed from sponsors:

- Type of condition improvement

CMAP

Transportation impact: rail-highway grade crossing

- **Existing condition/need (20 points)**
  - **Grade Crossing Screening level 2 rating**
  - **Score includes motorist delay, safety, truck volume, and bus ridership**
- **Improvement (20 points)**
  - **Cost effectiveness of delay and safety improvements**

Information needed from sponsors:

- **Projected reduction in delay as a result of project**

CMAP

Transportation impact: Corridor/small area safety

- **Existing condition/need (20 points)**
  - **IDOT potential for safety improvement score, which compares number of crashes to the number expected for that type of road**
- **Improvement (20 points)**
  - **Cost effectiveness of design improvements that reduce major sources of crashes**

Information needed from sponsors:

- **Design improvements in project**

CMAP

Transportation impact: Truck route improvements

- **Existing condition/need (20 points)**
  - **Roadway need score and truck ADT**
- **Improvement (20 points)**
  - **Cost effectiveness of improvements**

CMAP

Transportation impact: road reconstructions

- **Existing condition/need**
  - **Combination of condition, mobility, reliability, and safety**
  - **Condition weighted highest**
- **Improvement (20 points)**
  - **10 points: cost effectiveness of *condition* improvements**
  - **Up to 10 points: incorporation of operations technology/strategies (like CMAQ)**

CMAP

Transportation impact: road expansions

- **Existing condition/need**
  - **Combination of condition, mobility, reliability, and safety**
  - **Mobility and reliability weighted highest**
- **Improvement (20 points)**
  - **10 points: cost effectiveness of *mobility* improvements**
  - **Up to 10 points: incorporation of operations technology/strategies (like CMAQ)**

CMAP

Population/Job Benefit

Total points: 10

Proposal: calculate households and jobs in project's "travel shed"- where people live and work who use the facility

Similar to RSP evaluation of arterials

Examples of travel sheds:

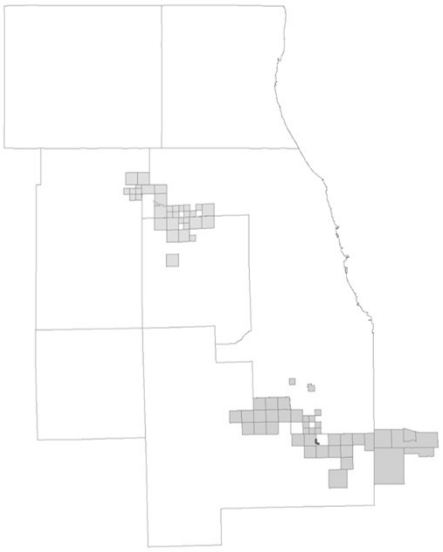

CMAP

Project types	Planning factors: green infrastructure	freight movement	Inclusive growth	complete streets	transit supportive density
Highway/rail grade crossing improvements	5	-	10	10	-
Truck route improvements	5	-	10	10	-
Road expansions	5	5	10	5	-
Road reconstructions	5	5	10	5	-
Bridge rehab/reconstructions	-	5	10	10	-
Corridor-level or small area safety improvements	-	5	10	10	-
Transit station rehab/reconstructions	-	-	10	5	10
Bus speed/reliability improvements	-	-	10	5	10

Maximum: 25

CMAP

Inclusive growth evaluation

(all project types)

Percent of facility users who are nonwhite and under poverty line

0%-5%	0 points
5%-10%:	2 points
10%-15%:	4 points
15%-20%:	6 points
20%-25%:	8 points
25% or more:	10 points

CMAP

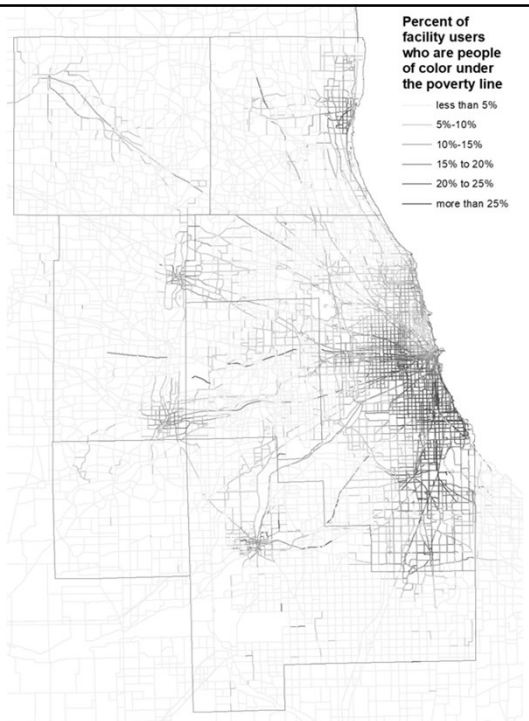

CMAP

Complete Streets: *(all project types)*

Municipality has policies supporting complete streets: **+5 points,**

(**2.5** for road expansions, reconstructions, and transit projects)

Project has complete streets components: **+5 points**

(**2.5** for road expansions, reconstructions, and transit projects)

maximum 10 points

(**maximum 5 for** road expansions, reconstructions, and transit projects)

Information needed from sponsors:

- **link to policy or ordinance and Information about complete streets components**

CMAP

Multimodal freight movement

(road expansions and reconstructions, bridge rehab/reconstructions, safety projects)

Percent heavy duty vehicles:

0%-2%	**0 points**
2%-4%:	**1 points**
4%-6%:	**2 points**
6%-8%:	**3 points**
8%-10%:	**4 points**
10% or more:	**5 points**

CMAP

Green Infrastructure:

(grade crossings, truck routes, road expansions and reconstructions)

Municipality has policies supporting green infrastructure:	**+2 points**
Project has green infrastructure components:	**+3 points**
Total	**5 points**

Information needed from sponsors:

- **link to policy or ordinance**
- **Information about green infrastructure components of project**

CMAP

Transit Supportive Land Use:

(transit stations, bus speed improvements)

Permitted density and parking requirements	**+7 points**
Mixed use zoning:	**+3 points**
Total	**10 points**

same as CMAQ evaluation

CMAP

Project types	Planning factors				
	green infrastructure	freight movement	Inclusive growth	complete streets	transit supportive density
Highway/rail grade crossing improvements	**5**	**-**	**10**	**10**	**-**
Truck route improvements	**5**	**-**	**10**	**10**	**-**
Road expansions	**5**	**5**	**10**	**5**	**-**
Road reconstructions	**5**	**5**	**10**	**5**	**-**
Bridge rehab/reconstructions	**-**	**5**	**10**	**10**	**-**
Corridor-level or small area safety improvements	**-**	**5**	**10**	**10**	**-**
Transit station rehab/reconstructions	**-**	**-**	**10**	**5**	**10**
Bus speed/reliability improvements	**-**	**-**	**10**	**5**	**10**
			Maximum: 25		

CMAP

Bonus: Council/CDOT support

- **Each council and CDOT gets 25 points to allocate to projects**
  - **No project may receive more than 15 of any individual council/CDOT's points**
  - **Coordination between councils is encouraged**
  - **No project may receive more than 25 points total**

CMAP

Next steps:

- Meetings with stakeholders on methodology
- Developing program booklet
- Future PSC meeting: turning evaluation outcomes into a multi-year program

CMAP