

CMAP



IMPROVING ACCESS, INCREASING LIVABILITY:

The CTA Red Line South Extension



TECHNICAL REPORT
December 2012

CMAP Human & Community Development Committee-
March 11, 2013

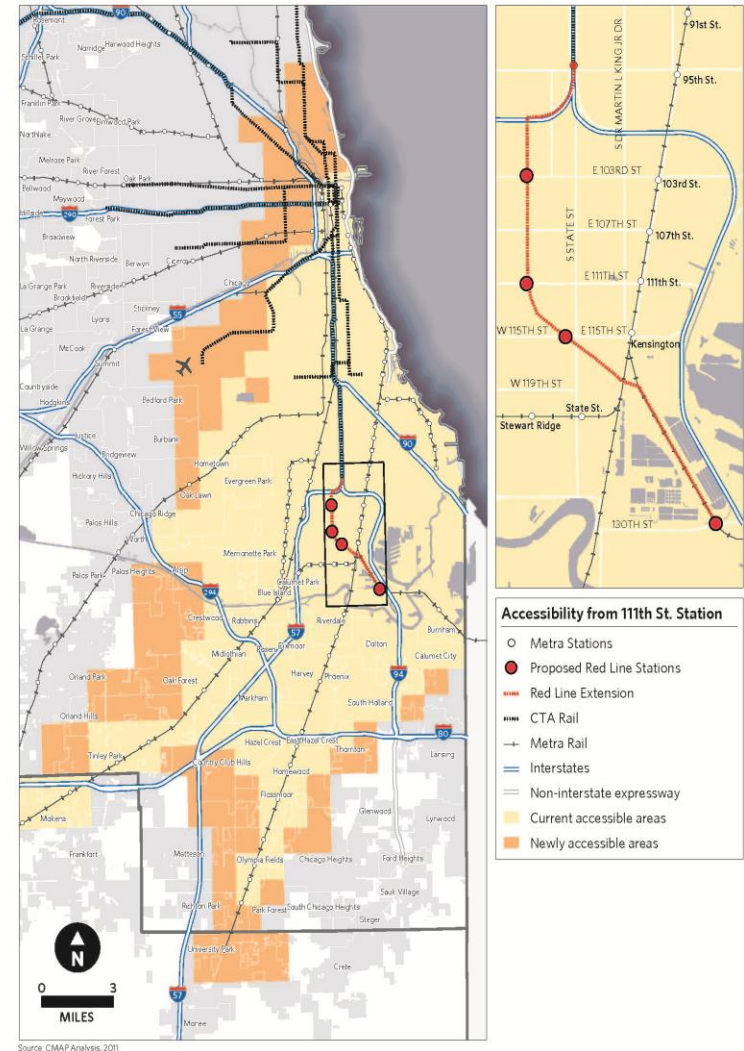
Red Line Livability Project

- Partnership between Developing Communities Project & CTA to highlight the improved quality of life and livability the Red Line Extension brings to the Roseland community and surrounding area
- Based on the 6 Livability Principles of HUD/DOT/EPA
 - ▣ Provide more transportation choices.
 - ▣ Promote equitable, affordable housing.
 - ▣ Enhance economic competitiveness.
 - ▣ Support existing communities.
 - ▣ Coordinate policies and leverage investment.
 - ▣ Value communities & neighborhoods.

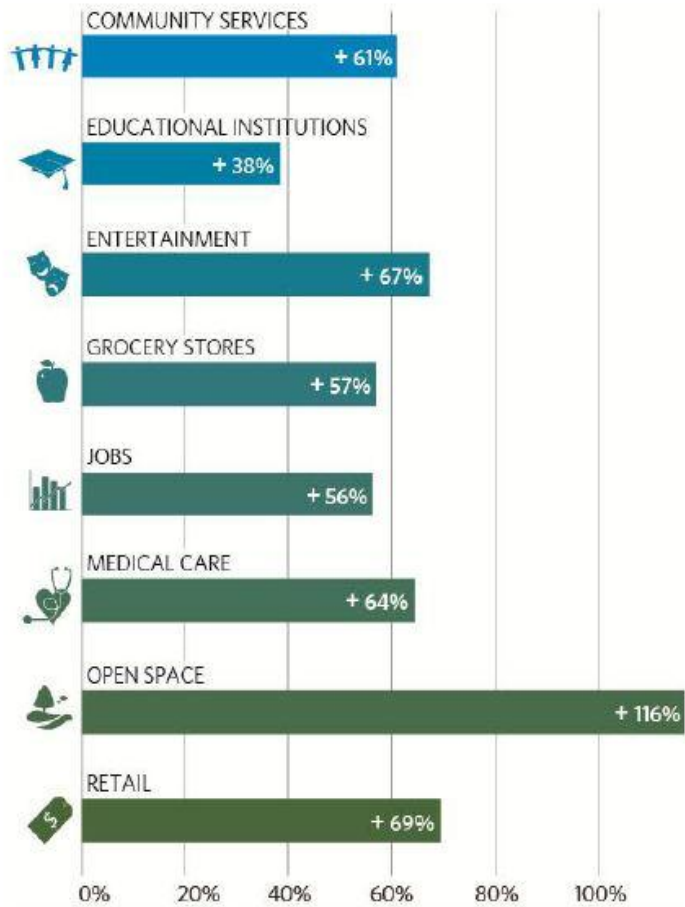
Quantitative Analysis

- Reduced Travel Time

- Increased Access to Amenities
 - ▣ Community Services
 - ▣ Educational Institutions
 - ▣ Entertainment
 - ▣ Grocery Stores
 - ▣ Jobs
 - ▣ Medical Care
 - ▣ Open Space
 - ▣ Retail



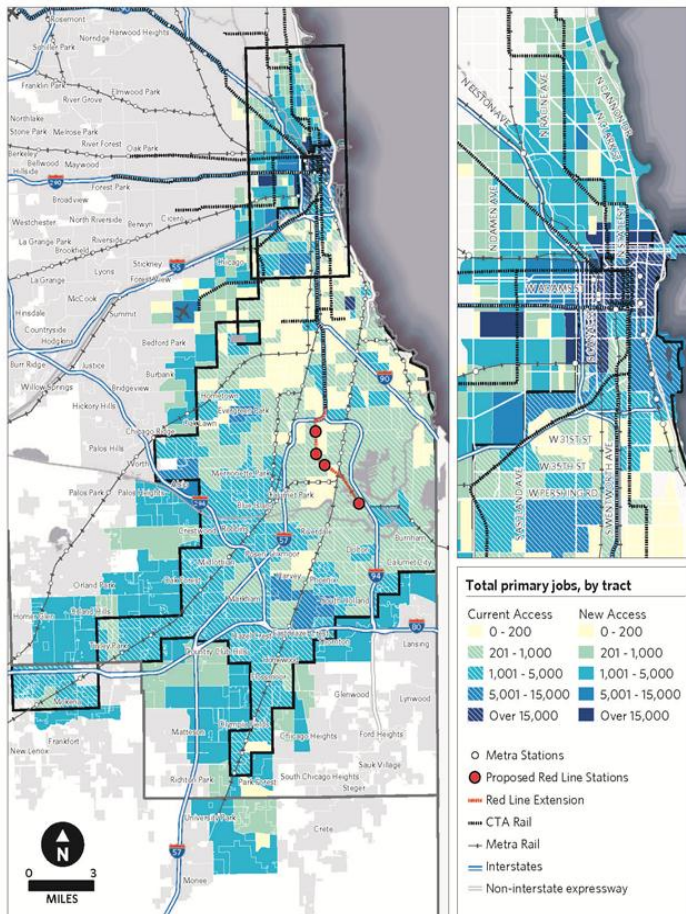
Quantitative Analysis



Source: CMAP Analysis, 2012.

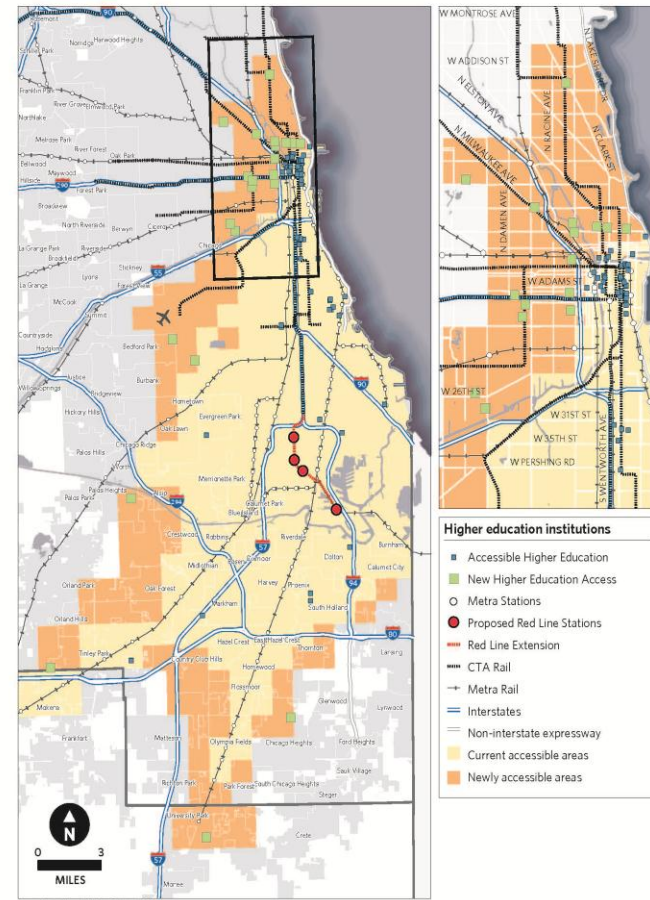
Quantitative Analysis

Increased Access to Jobs



Source: Primary data source: IS-700 Unemployment Insurance, Illinois Department of Employment Security (IDES)

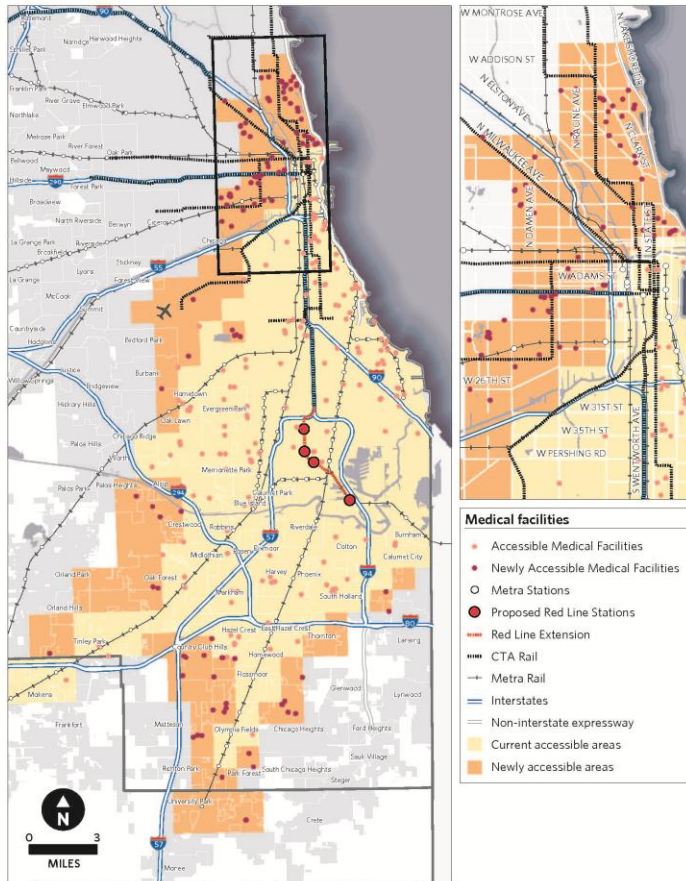
Increased Access to Higher Education



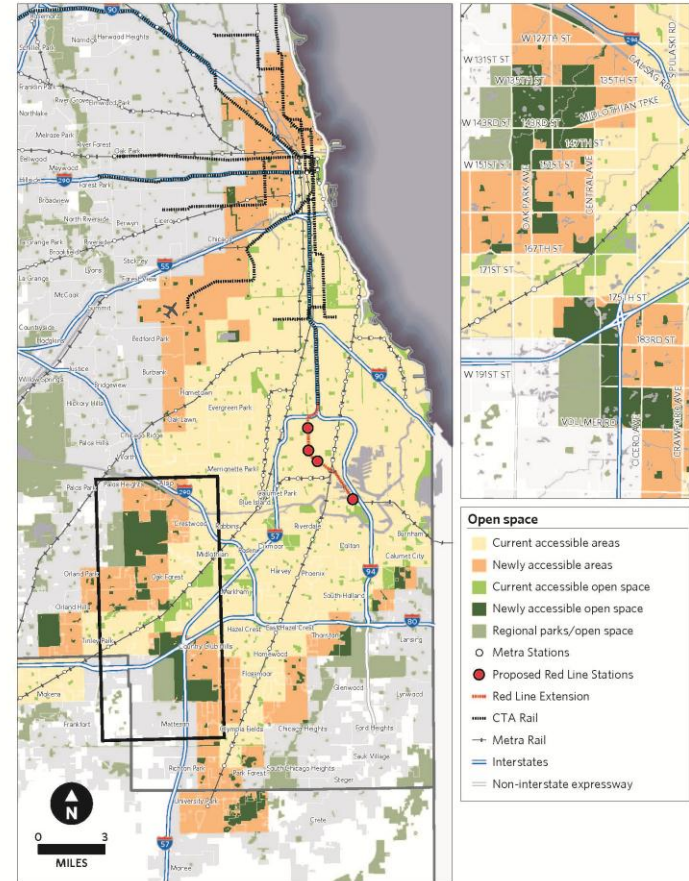
Source: Illinois Board of Higher Education, 2009

Quantitative Analysis

Increased Access to Medical Facilities

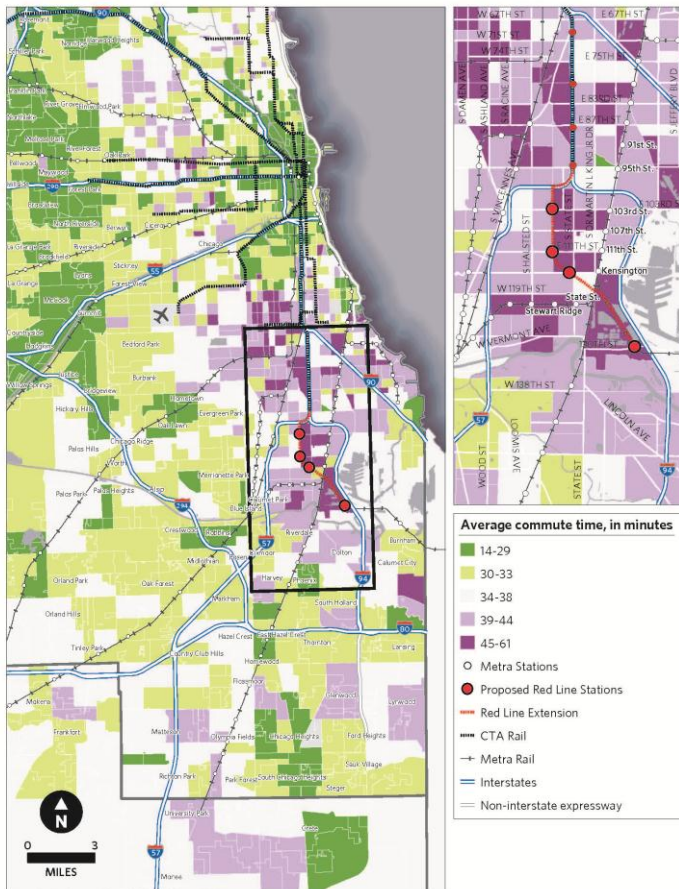


Increased Access to Open Space



Quantitative Analysis

Average Commute Time



Source: American Community Survey, 2006-2010, 5-year estimates

Travel Time Elements	No Build (current travel times - minutes)	Locally Preferred Alternative (minutes)
Wait time at 130 th Station	3.50	2.25
Run time 130 th to 95 th Stations	28.00	14.00
Walk time: curb to platform	3.00	0.0
Wait time at 95 th Station	2.25	0.0
Run time 95 th to Jackson Station	25.00	25.00
Total Travel Time	61.75	41.25

Source: CTA Locally Preferred Alternatives report, available at <http://tinyurl.com/brdvf71>.

Qualitative Analysis

- Partnership with Loyola University Chicago Center for Urban Research & Learning (CURL), DCP & CMAP

- Conducted 12 focus groups with Roseland residents & stakeholders in the following categories
 - block clubs
 - business owners
 - child care providers
 - church members
 - disabled individuals
 - educators/education advocates
 - environmental activists
 - homeowners
 - medical community
 - public housing residents
 - seniors
 - workforce development groups

Final Deliverables

- Technical Report
- Brochure
- Red Line Video
- www.cmap.illinois.gov/red-line